

VIDEO COLLABORATION

Scott Wharton

GM, Video Collaboration

FORWARD-LOOKING STATEMENTS & CONSTANT CURRENCY

This presentation includes **forward-looking statements** within the meaning of the U.S. federal securities laws, including, without limitation, statements regarding: market trends, cloud video usage growth, product portfolio, product portfolio expansion, product features and capabilities, partners, technology, product category sales and sales growth, average selling prices, total addressable market, momentum, and growth opportunities. These statements are subject to risks and uncertainties that may cause actual results and events to differ materially, including without limitation: if our product offerings, marketing activities and investment prioritization decisions do not result in the sales, profitability or profitability growth we expect, or when we expect it; if we fail to innovate and develop new products in a timely and cost-effective manner for our new and existing product categories; if we do not successfully execute on our growth opportunities or our growth opportunities are more limited than we expect; the effect of pricing, product, marketing and other initiatives by our competitors, and our reaction to them, on our sales, gross margins and profitability; if our products and marketing strategies fail to separate our products from competitors' products; if we are not able to maintain and enhance our brands; if there is a deterioration of business and economic conditions in one or more of our sales regions or product categories, or significant fluctuations in exchange rates; changes in trade policies and agreements and the imposition of tariffs that affect our products or operations and our ability to mitigate; risks associated with acquisitions. These and other risks and uncertainties are detailed in Logitech's filings with the Securities and Exchange Commission, including our Annual Report on Form 10-K for the fiscal year ended March 31, 2018 and our Quarterly Report on Form 10-Q for the fiscal quarter ended December 31, 2018, available at www.sec.gov, under the caption Risk Factors and elsewhere. Logitech does not undertake any obligation to update any forward-looking statements to reflect new information or events or circumstances occurring after the date of this presentation.

To facilitate comparisons to Logitech's historical results, we present percentage sales growth in constant currency ("CC") to show performance unaffected by fluctuations in currency exchange rates. Percentage sales growth in constant currency is calculated by translating prior period sales in each local currency at the current period's average exchange rate for that currency and comparing that to current period sales. Logitech believes this information will help investors to evaluate its current period performance, outlook and trends in its business.

AGENDA

- Since last year
- Portfolio expansion
- TAM expansion opportunities

SINCE LAST YEAR

SIGNIFICANT GROWTH IN CLOUD VIDEO USAGE

zoom

Zoom annualized meeting minutes

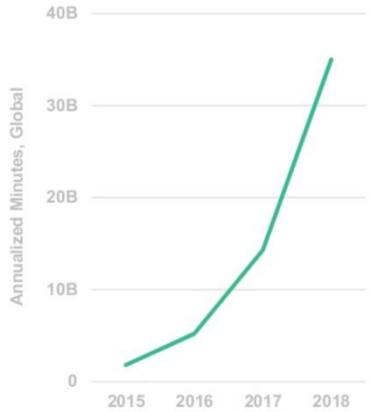

Microsoft

Teams is the fastest growing business app in Microsoft history

329,000 organizations use Teams

87 Fortune 100 companies use Teams

44 languages are supported in Teams

54 customers have 10,000 or more active users

Source: Kleiner Perkins, Zoom, and Microsoft

BIG INROADS INTO HUDDLE ROOM WITH MEETUP



Meetup



Huddle rooms

BEST-SELLING SOLUTION FOR HUDDLE ROOMS



PORTFOLIO EXPANSION

EXPAND BEYOND THE HUDDLE ROOM



Huddle



Meetup

EXPAND BEYOND THE HUDDLE ROOM



Huddle



Medium



Large/boardroom



Meetup



Rally



Rally Plus

RALLY

A BEAUTIFUL MODULAR SYSTEM













DESIGNED FOR A VARIETY OF MID-SIZED ROOMS



DESIGNED FOR A VARIETY OF LARGE ROOMS



VIDEO FIRST — FRONT OF ROOM AUDIO



TAP

TOUCH CONTROLLER FOR MEETING ROOMS



THREE MAJOR LAUNCH PARTNERS

Google Cloud

Microsoft

zoom







FROM AUDIO / VIDEO TO COMPLETE ROOM SOLUTIONS



RIGHTSENSE TECHNOLOGY



EXPAND BEYOND HARDWARE

RIGHTLIGHT



Light and color

RIGHTSIGHT



Camera control

RIGHTSOUND



Vocal clarity

AUTO-FRAMING WITH RIGHTSIGHT



FROM AUDIO / VIDEO TO COMPLETE ROOM SOLUTIONS

Small





Medium





Large





FINANCIAL IMPACT

CONTINUED REVENUE GROWTH

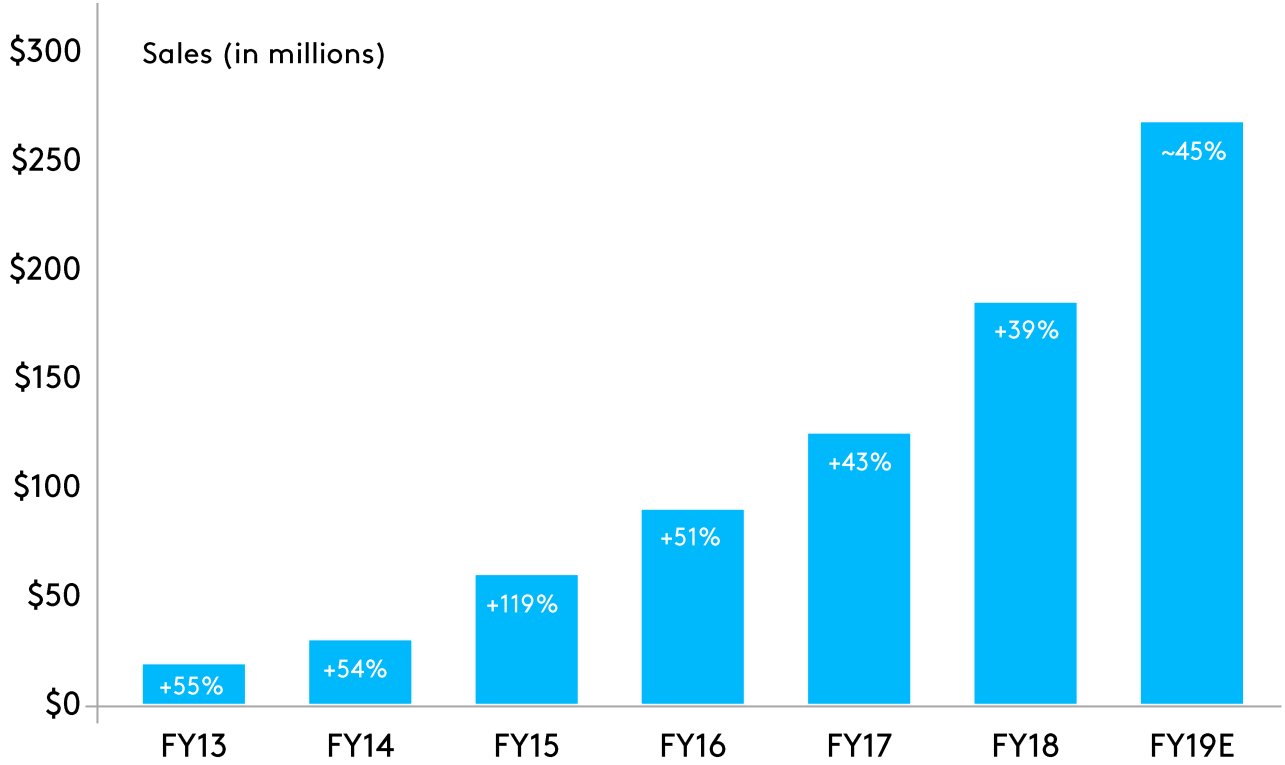

Note: Based on mid-point of FY19E non-GAAP outlook. Comparisons are YoY and in constant currency

INCREASED ASP PER ROOM

Before



Meetup, Group

~ $1K

Now



Meetup, Rally, Rally Plus, Tap

~ $2-5K

Note: ASP represent end customer price.

INCREASED TAM

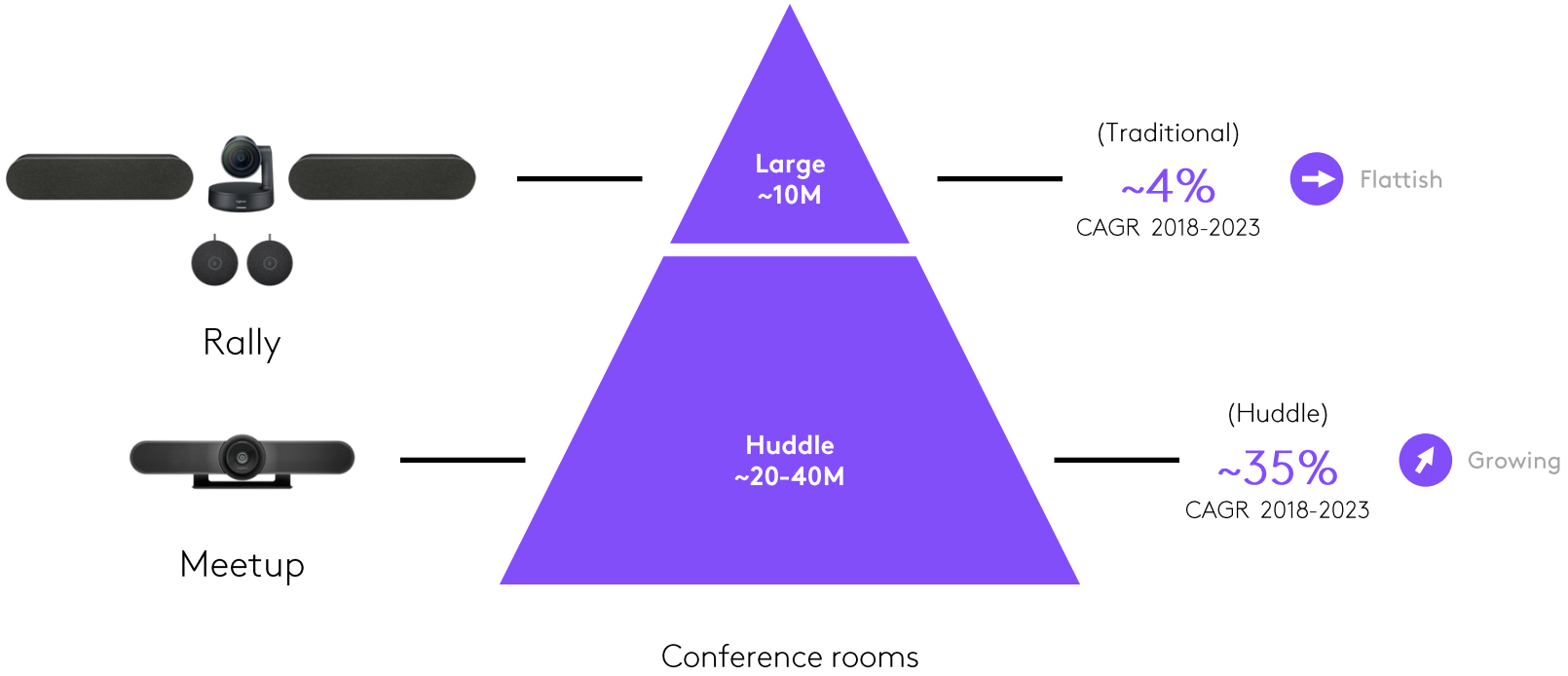

Source: Frost & Sullivan, Wainhouse Research, and Logitech

SUMMARY

SUMMARY

- Continued business momentum
- Focus on technology innovations
- Success in huddle rooms; expansion to mid-large
- TAM + ASP expanding, adding to opportunity

logitech