

ENGINEERING

MAXIME MARINI
Head of Engineering

VINCENT BOREL
GM, Circle

FORWARD-LOOKING STATEMENTS

This presentation includes **forward-looking statements** within the meaning of the U.S. federal securities laws, including, without limitation, statements regarding: projected return, innovation, growth, growth methods, product category sales and growth, optimizing operations, operational improvements and opportunities, costs, design, design focus, market drivers, capabilities, strengths, strategies, consumer satisfaction, sales and channel opportunities, inventory, investments, gross margin, fiscal year 2017 and fiscal year 2018 sales growth and operating income, fiscal year 2018 tax rate and other outlook assumptions, long-term business model, sustainability of growth and business model, capital allocation framework, acquisitions, dividends, share repurchases, return of free cash flow to shareholders, earnings per share and roadmap for increasing earnings per share. These statements are subject to risks and uncertainties that may cause actual results and events to differ materially,including without limitation: if our product offerings, marketing activities and investment prioritization decisions do not result in the sales, profitability or profitability growth we expect, or when we expect it; the demand of our customers and our consumers for our products and our ability to accurately forecast it; if we fail to innovate and develop new products in a timely and cost-effective manner for our new and existing product categories; if we do not successfully execute on our growth opportunities or our growth opportunities are more limited than we expect; if sales of PC peripherals are less than we expect; the effect of pricing, product, marketing and other initiatives by our competitors, and our reaction to them, on our sales, gross margins and profitability; if our products and marketing strategies fail to separate our products from competitors' products; if we do not fully realize our goals to lower our costs and improve our operating leverage; if there is a deterioration of business and economic conditions in one or more of our sales regions or product categories, or significant fluctuations in exchange rates. These and other risks and uncertainties are detailed in Logitech's filings with the Securities and Exchange Commission, including its Quarterly Report on Form 10-Q for the fiscal quarter ended December 31, 2016 and its Annual Report on Form 10-K for the fiscal year ended March 31, 2016, available at www.sec.gov, under the caption Risk Factors and elsewhere. Logitech does not undertake any obligation to update any forward-looking statements to reflect new information or events or circumstances occurring after the date of this presentation.

To facilitate comparisons to Logitech's historical results, we have included **non-GAAP adjusted measures** in this presentation, which exclude primarily share-based compensation expense, amortization of intangible assets, purchase accounting effect on inventory, acquisition-related costs, change in fair value of contingent consideration for business acquisition, restructuring charges (credits), gain (loss) on equity-method investment, investigation and related expenses, non-GAAP income tax adjustment, and other items detailed under "Supplemental Financial Information" in our quarterly earnings press release and posted to our website at http://ir.logitech.com. Historical GAAP and corresponding non-GAAP measures are provided with our earnings releases and presentations in the Investors section of our website. We also present percentage sales growth in constant currency ("CC") to show performance unaffected by fluctuations in currency exchange rates. Percentage sales growth in constant currency is calculated by translating prior period sales in each local currency at the current period's average exchange rate for that currency and comparing that to current period sales. Logitech believes this information will help investors to evaluate its current period performance, outlook and trends in its business. For historical financials provided in this presentation, reconciliation between non-GAAP amounts and GAAP amounts is provided on the Investors page of our website, together with this presentation and with our earnings releases. With respect to financial outlook, most of the excluded amounts pertain to events that have not yet occurred and are not currently possible to estimate with a reasonable degree of accuracy. Therefore, no reconciliation to GAAP amounts has been provided for non-GAAP outlook.

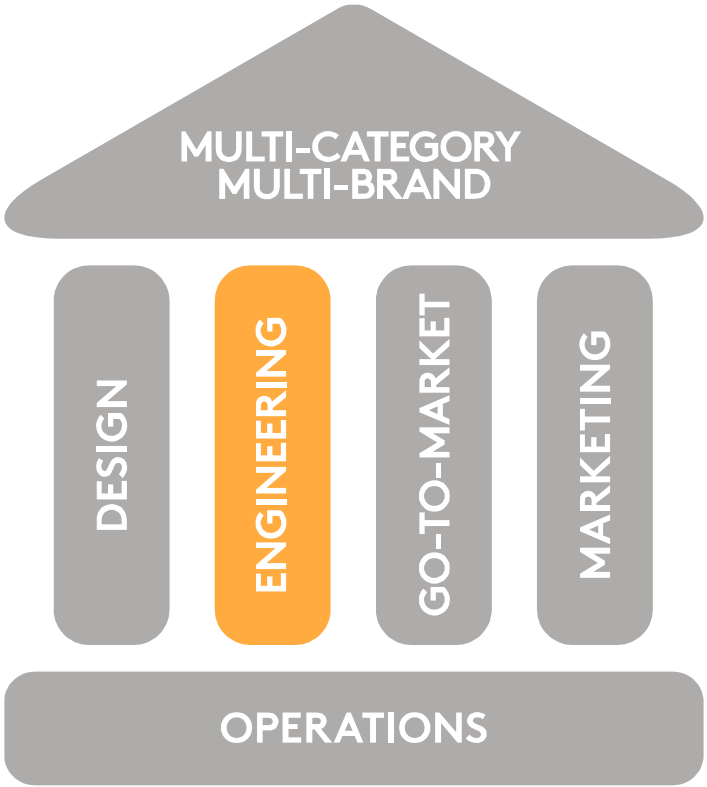
MULTI-CATEGORY
MULTI-BRAND
DESIGN
ENGINEERING
GO-TO-MARKET
MARKETING
OPERATIONS

GLOBAL ENGINEERING FOOTPRINT

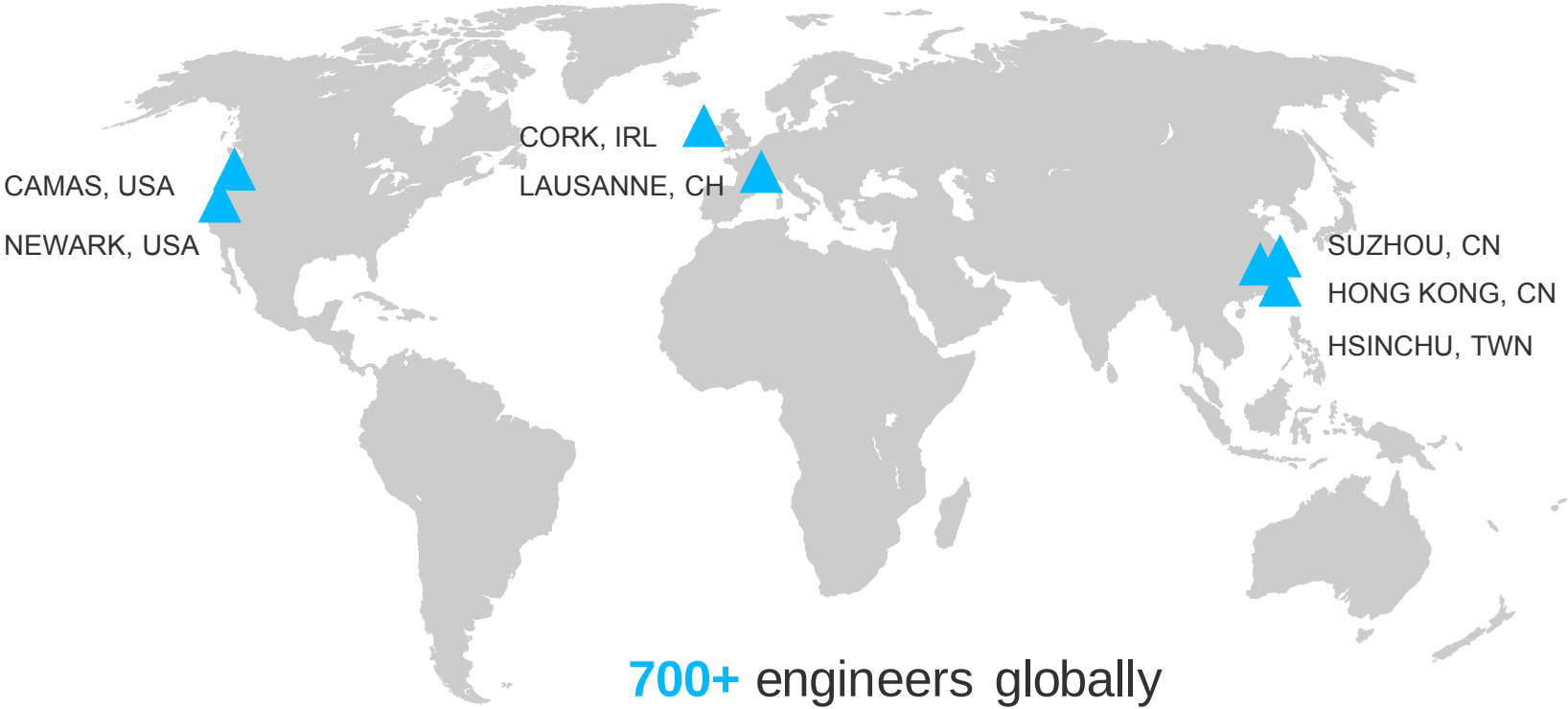

700+ engineers globally

ENGINEERING...WHAT YOU SEE

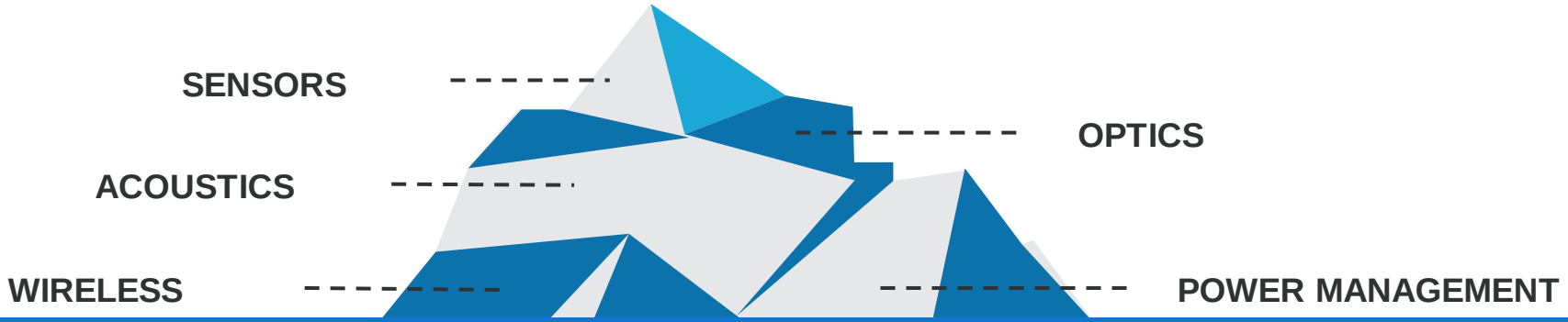

SENSORS

30+ years of experience

Specialize in all types of advanced sensors

Customize our unique sensors with leading sensor suppliers

Design cutting-edge equipment to test and certify new sensors



ACOUSTICS

20+ years of experience

Computer modeling and simulation reduces production costs

Internally designed acoustic components such as transducers and drivers

State-of-the-art testing facilities



WIRELESS

25+ years of experience

Capabilities include design, test, and optimization

Internal wireless testing infrastructure fine tunes for optimal performance

Industry-leading wireless range and reliability



OPTICS

20+ years of experience

#1 in PC webcams

Expand optical capabilities to wide-angle and 4K

Extended capabilities to the B2B market with video collaboration offerings



POWER MANAGEMENT

20x improvement to battery life

Consistent track record of reducing power consumption

Partners with sensor makers to optimize power management

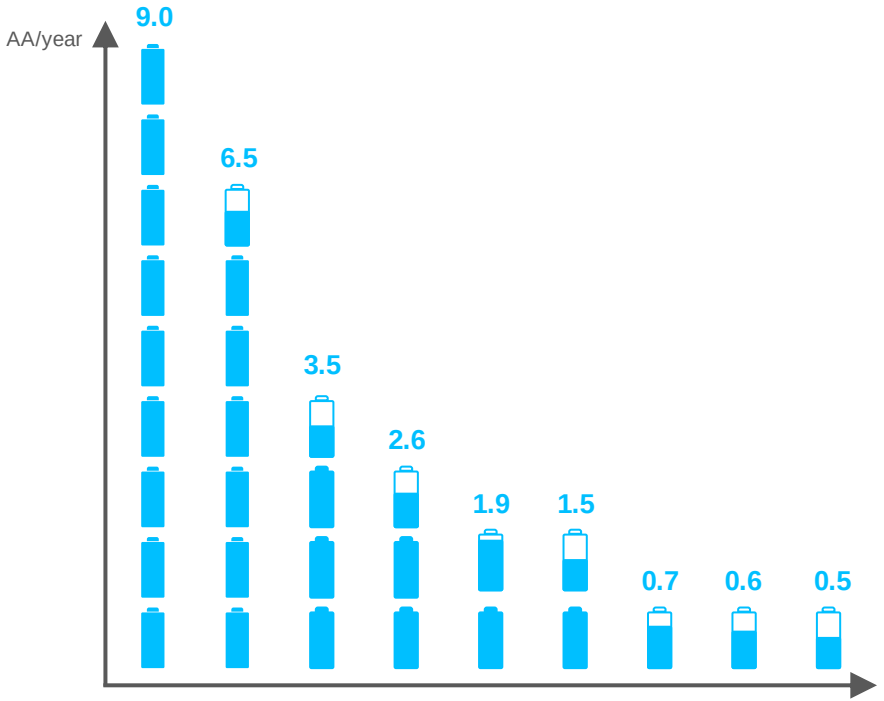


logi

WHAT YOU SEE



WHAT YOU DON'T SEE



APPS

DATA ANALYTICS

ARTIFICIAL INTELLIGENCE

WHAT YOU DON’T SEE

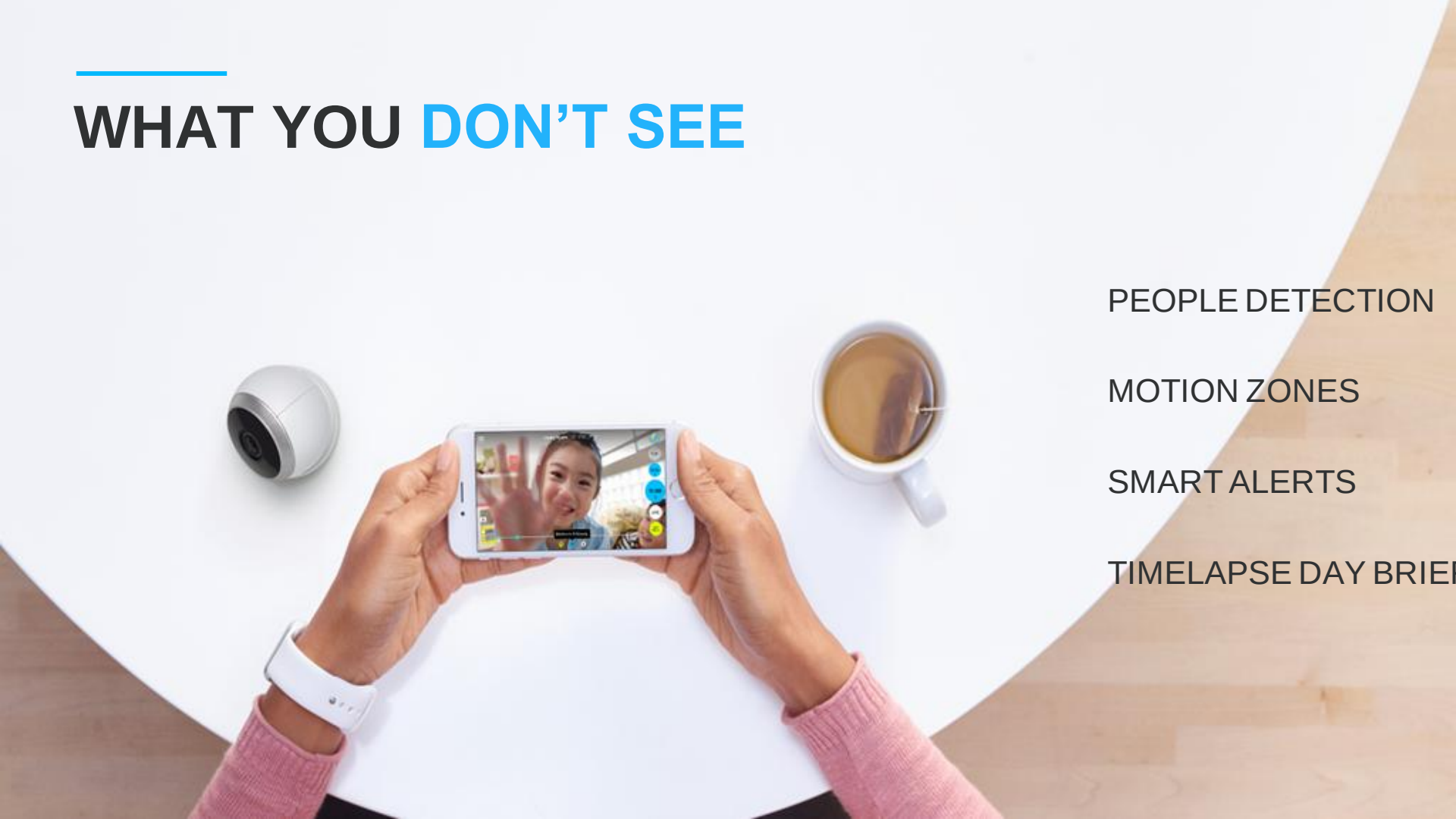

PEOPLE DETECTION

MOTION ZONES

SMART ALERTS

TIMELAPSE DAY BRIEF

AI USED TO DETECT A PERSON

(1) *Focus of attention*, mainly (relevant) motion detection

(2) *Appearance based object detection* on sub-image



APPS / SOFTWARE

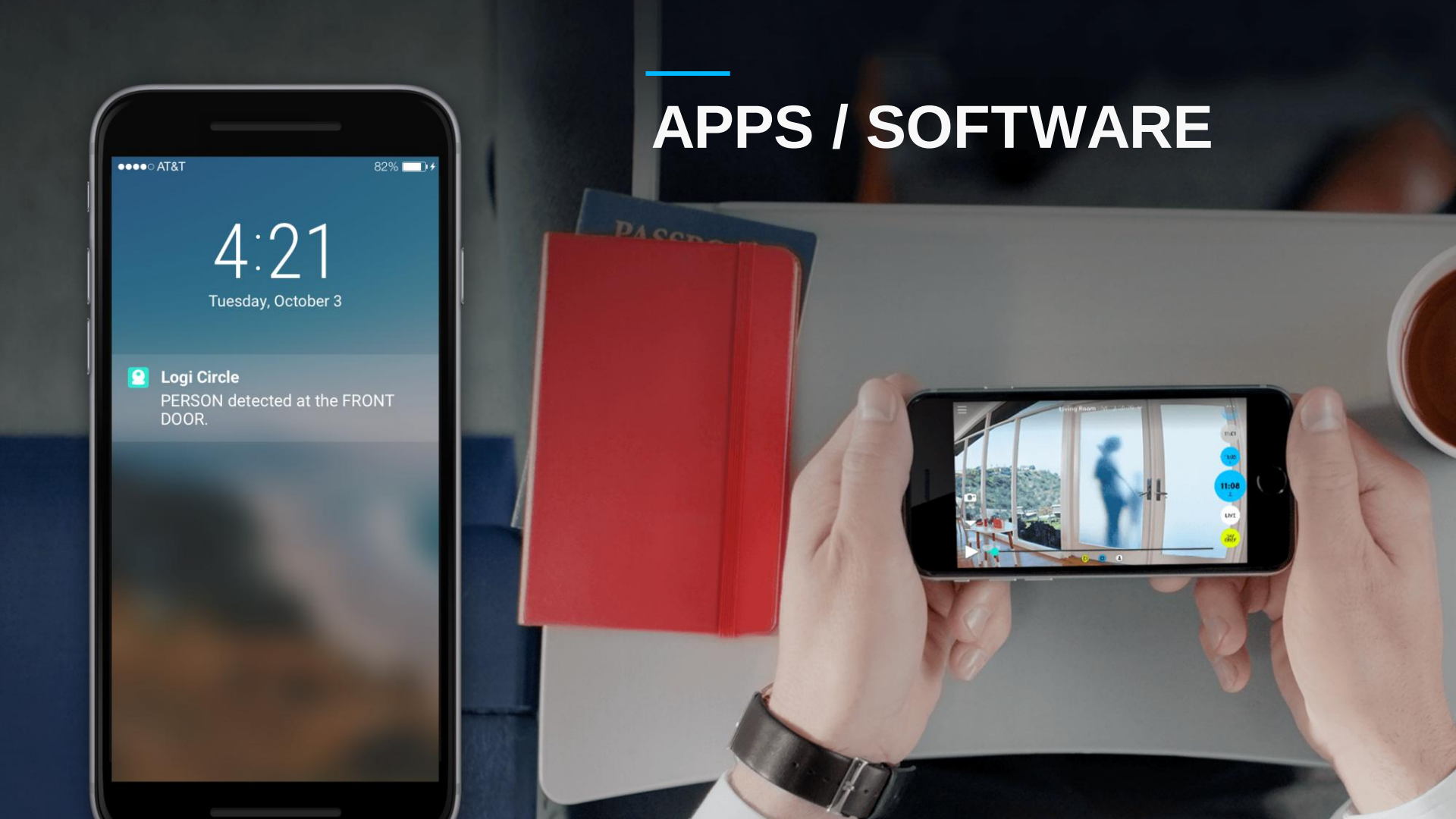


logitech