interdigital

We invent the technologies that make life boundless

Annual Shareholder Meeting

June 2, 2021

©2021 InterDigital, Inc. All Rights Reserved.

Forward-looking Statements

This presentation contains forward-looking statements within the meaning of Section 21E of the Securities Exchange Act of 1934, as amended. Such statements include information regarding our current beliefs, plans and expectations, including, without limitation, as to projections and trends, our strategy and business plan, our future revenues and expenses and commercial initiatives and other potential business and revenue opportunities. Words such as "believe," "anticipate," "estimate," "expect," "project," "intend," "plan," "forecast," "goal," "see," and variations of any such words or similar expressions are intended to identify such forward-looking statements.

Forward-looking statements are subject to risks and uncertainties, including those described in the "Risk Factors" section of our Annual Report on Form 10-K for the year ended December 31, 2020 and from time to time in our other filings with the Securities and Exchange Commission. Actual outcomes could differ materially from those expressed in or anticipated by such forward-looking statements due to a variety of factors, including, without limitation: (i) unanticipated delays, difficulties or accelerations in the execution of patent license agreements; (ii) our ability to leverage our strategic relationships and secure new patent license agreements on acceptable terms; (iii) our ability to enter into sales and/or licensing partnering arrangements for certain of our patent assets; (iv) our ability to enter into partnerships with leading inventors and research organizations and identify and acquire technology and patent portfolios that align with our roadmap; (v) our ability to commercialize our technologies and enter into customer agreements; (vi) the failure of the markets for our current or new technologies and products to materialize to the extent or at the rate that we expect; (vii) unexpected delays or difficulties related to the development of our technologies and products; (viii) failure to accurately forecast the long-term value and costs of the Technicolor business or of certain assets acquired in the Technicolor transaction; (ix) the resolution of current legal or regulatory proceedings, including any awards or judgments relating to such proceedings, additional legal or regulatory proceedings, changes in the schedules or costs associated with legal or regulatory proceedings or adverse rulings in such legal or regulatory proceedings; (x) changes or inaccuracies in market projections; (xi) the potential effects that the ongoing COVID-19 pandemic and/or corresponding macroeconomic uncertainty could have on our financial position, results of operations and cash flows; and (xii) changes in our business strategy. We undertake no duty to update publicly any forward-looking statement, whether as a result of new information, future events or otherwise, except as may be required by applicable law, regulation or other competent legal authority.



©2021 InterDigital, Inc. All Rights Reserved.



interdigital

©2021 InterDigital, Inc. All Rights Reserved.

A Leading Pure Research and Licensing Company

With four decades of groundbreaking innovation in key wireless technologies and a dramatic expansion into visual technology and AI over the past few years, InterDigital is a recognized research and licensing leader



~60% of our employees are engineers
~90% of engineers are inventors



+20% of our annual revenue invested in research & development



~80 licensees

©2021 InterDigital, Inc. All Rights Reserved.

Technology Areas of Focus Aligned with the Future

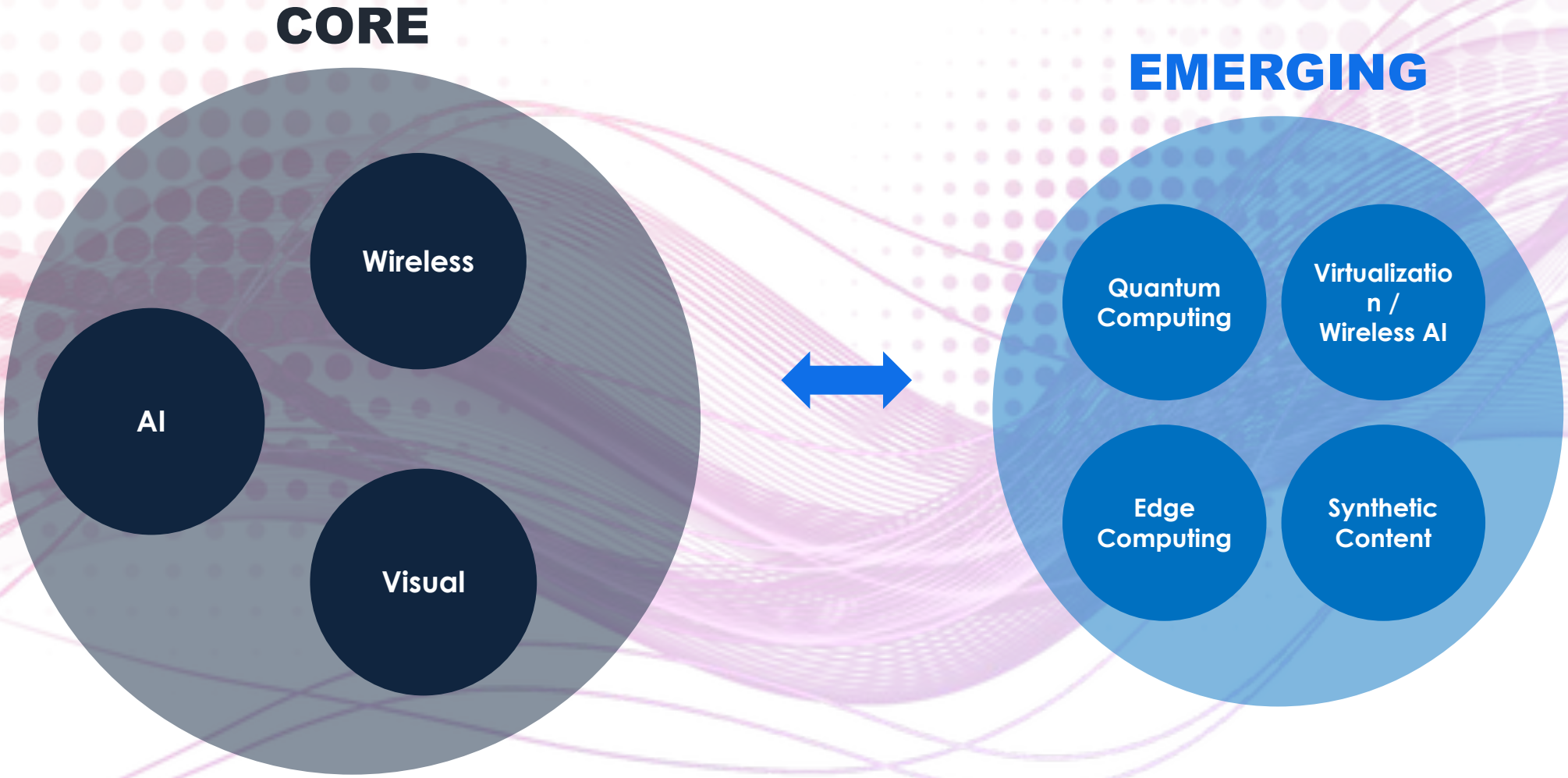

interdigital
©2021 InterDigital, Inc. All Rights Reserved.

Research & Innovation: Driving Leadership

70+ leadership positions in various standards bodies, including **key positions in 3GPP, ETSI, ITU, IEEE and MPEG** among others

This year, InterDigital's AdvantEDGE Platform was awarded Best Innovation in Emerging Technology at the Small Cell Forum Awards – **10 award wins and 6 additional shortlistings in the past 5 years**

©2021 InterDigital, Inc. All Rights Reserved.

A PATENT PORTFOLIO THAT COMBINES BREADTH AND DEPTH

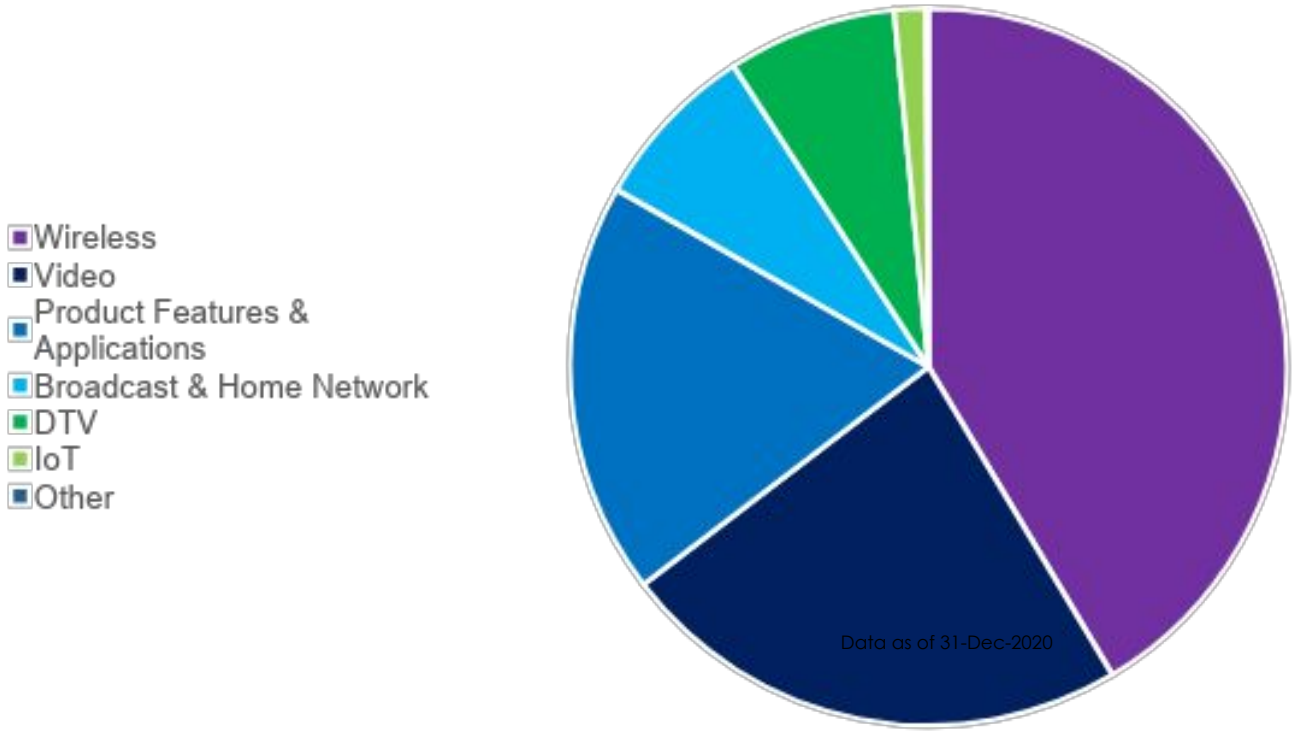

The InterDigital patent portfolio brings together ~28,000 patent assets that show enormous strength in key wireless and video technologies but also broad diversity across a range of technology areas

interdigital

©2021 InterDigital, Inc. All Rights Reserved.

Strong Research and IPR Creation through COVID

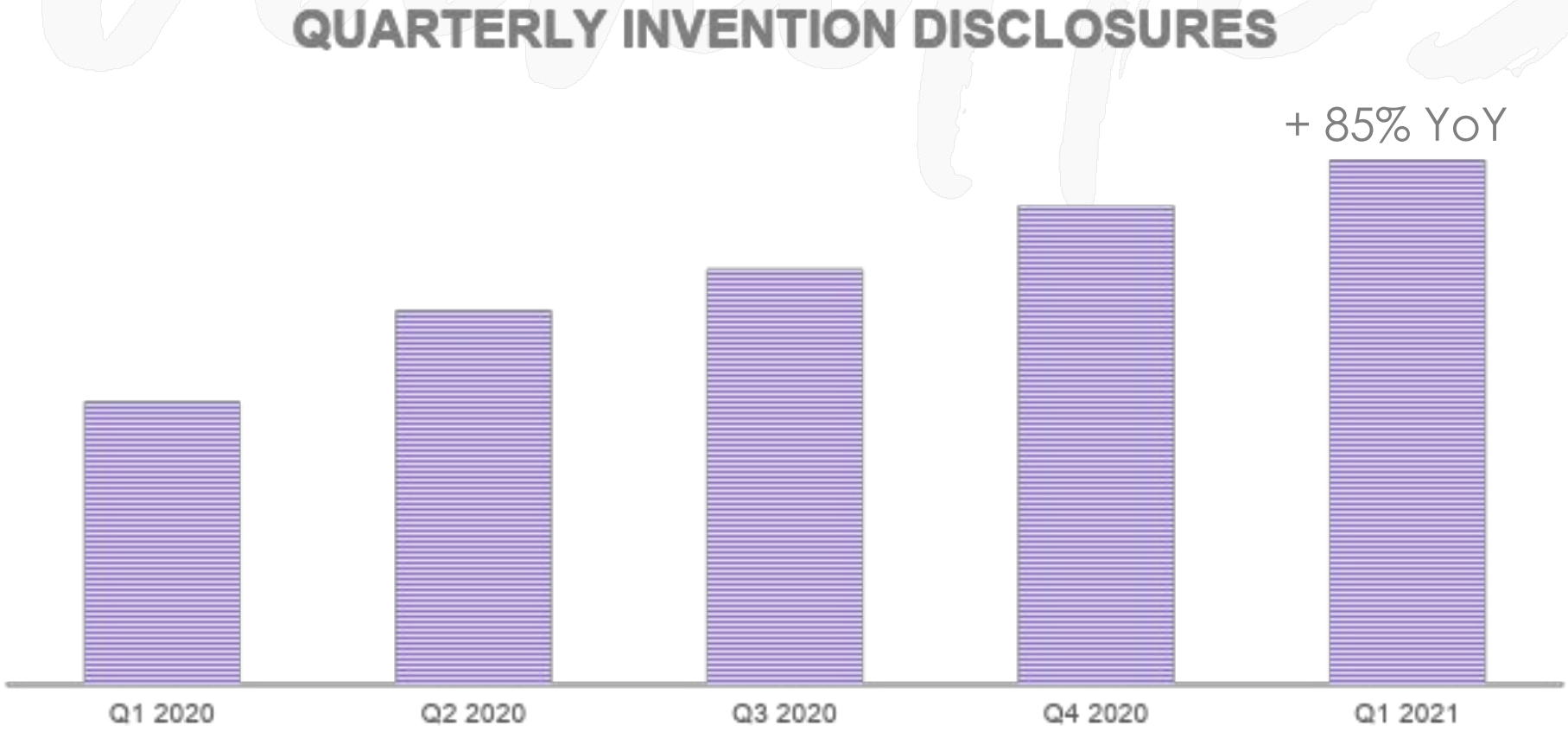

interdigital
©2021 InterDigital, Inc. All Rights Reserved.

Licensing Momentum



New licenses since start of 2020

Including Huawei, Sharp, Fairphone, Humax – more than half included licenses for video technology

Licensed devices in 2020

One of the highest numbers of any licensing company in the world

Licensed devices in the past 10 years

Including some customers licensed for more than 20 years

interdigital

©2021 InterDigital, Inc. All Rights Reserved.

Growth and Resilience During Macro Softness

FY20

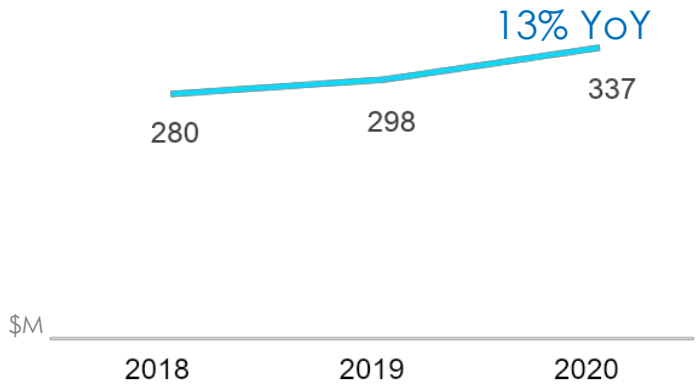

Recurring Revenue

$55M

+46% YoY

Income from Operations

$45M

+114% YoY

Net Income

$121M

+135% YoY

Free Cash Flow*

*Free cash flow is a supplemental non-GAAP financial measure. See the Appendix at the end of this presentation for more information about free cash flow and a reconciliation to net cash used in operating activities, the most directly comparable GAAP financial measure.

©2021 InterDigital, Inc. All Rights Reserved.

Capital Allocation

More than $500M returned to shareholders in the last 5 years

Stock buyback

- Approximately $379M in share repurchases over the period
- Basic share count net reduction by 4.6M shares (~13%)

Dividends

- $210M dividends paid at above average NASDAQ yields

Investing in business growth

- Expansion to CE and IOT markets, added AI/ML capabilities



©2021 InterDigital, Inc. All Rights Reserved.



A New Work Paradigm

cares

During COVID: early transition to remote work and flexible working, coupled with wellness and support programs

Future of Work

Going forward: a virtual/flexible work policy with strong collaboration tools to ensure productivity and competitiveness with industry peers

©2021 InterDigital, Inc. All Rights Reserved.



IMPACT: Leading by Example with ESG

InterDigital understands the role our company must play in driving a better society.

In 2020, we launched a comprehensive ESG effort that bolstered our disclosures, launched a sustainability website and collaborative research effort, and published our first sustainability report.

We are committed to pursuing sustainability as a way of doing business.

©2021 InterDigital, Inc. All Rights Reserved.

interdigital

We invent the technologies that make life boundless

Annual Shareholder Meeting

June 2, 2021

©2021 InterDigital, Inc. All Rights Reserved.

interdigital



Appendix

©2021 InterDigital, Inc. All Rights Reserved.

Reconciliation of Free Cash Flow to Net Cash Provided by Operating Activities

Free cash flow is a supplemental non-GAAP financial measure that InterDigital believes is helpful in evaluating the company's ability to invest in its business, make strategic acquisitions and fund share repurchases, among other things. A limitation of the utility of free cash flow as a measure of financial performance is that it does not represent the total increase or decrease in the company's cash balance for the period. InterDigital defines "free cash flow" as net cash used in operating activities less purchases of property and equipment and capitalized patent costs. InterDigital's computation of free cash flow might not be comparable to free cash flow reported by other companies. The presentation of free cash flow, which is not prepared under any comprehensive set of accounting rules or principles, is not intended to be considered in isolation or as a substitute for the financial information prepared and presented in accordance with GAAP.

The following table below presents a reconciliation of this non-GAAP financial measure to net cash provided by operating activities, the most directly comparable GAAP financial measures ($ in million):

	For the Three Months Ended December 31,		For the Twelve Months Ended December 31,	
	2020	2019	2020	2019
Net cash provided by operating activities	$ 19,255	$ 17,457	$ 163,467	$ 89,433
Purchases of property, equipment, & technology licenses	(1,918)	(1,447)	(11,793)	(4,509)
Capitalized patent costs	(6,889)	(7,358)	(30,615)	(33,481)
Free cash flow	$ 10,448	$ 8,652	$ 121,059	$ 51,443

©2021 InterDigital, Inc. All Rights Reserved.