

© 2019 InterDigital, Inc. All Rights Reserved.



Forward-Looking Statements

This presentation contains forward-looking statements within the meaning of Section 27A of the Securities Act of 1933, as amended, and Section 21E of the Securities Exchange Act of 1934, as amended, regarding InterDigital, Inc.'s current beliefs, plans and expectations, as to: (i) future results, projections and trends; (ii) its strategy and business plan; (iii) the company's future revenues and expenses, including its expectations with respect to full year and third quarter 2019 revenues and third quarter and full year 2019 operating expenses and capitalization costs; (iv) future recurring cost and recurring revenue levels and the timelines for achieving such levels; (v) investments; (vi) partnerships, commercial initiatives and other potential business and revenue opportunities, including through new markets; (vii) technology development timelines; (viii) future global mobile, IoT and consumer electronics device shipments and market opportunities, and; (ix) the company's plans to expand its footprint and engagement strategy. Such statements are subject to the safe harbor created by those sections.

Words such as "anticipate," "believe," "estimate," "expect," "project," "intend," "plan," "forecast," "will," variations of any such words or similar expressions, and graphical timelines representing future estimates or events are intended to identify such forward-looking statements. Forward-looking statements are subject to risks and uncertainties. Actual outcomes could differ materially from those expressed in or anticipated by such forward-looking statements due to a variety of factors, including, without limitation: (i) the market relevance of our technologies; (ii) changes in the needs, availability, pricing and features of competitive technologies as well as those of strategic partners or consumers; (iii) unanticipated technical or resource difficulties or delays related to further development of our technologies; (iv) the entry into additional patent license, patent sales or technology solutions agreements; (v) our ability to successfully identify and launch new commercial businesses; (vi) our ability to successfully identify and expand into new markets; (vii) our ability to enter into partnerships, strategic relationships or complementary investment opportunities on acceptable terms; (viii) the accuracy of market sales projections of the company's licensees, changes in our estimates of third quarter 2019 sales by our per-unit licensees, delays in payments from our licensees and related matters; (ix) the resolution of current legal proceedings, including any awards or judgments relating to such proceedings, additional legal proceedings, changes in the schedules or costs associated with legal proceedings or adverse rulings in such legal proceedings; (x) unanticipated costs or expenses; (xi) changes in the company's strategy going forward; and (xii) changes or inaccuracies in market projections or technology development timelines, as well as other risks and uncertainties, including those detailed in our Annual Report on Form 10-K for the year ended December 31, 2018, and from time to time in our other Securities and Exchange Commission filings. We undertake no duty to update publicly any forward-looking statement, whether as a result of new information, future events or otherwise, except as may be required by applicable law, regulation or other competent legal authority.

© 2019 InterDigital, Inc. All Rights Reserved.

Why InterDigital, *More than Ever*

One of the largest pure research, innovation and licensing companies in the world



- Over four decades of pioneering wireless innovation
- Now expanded to consumer electronics with a world-class video and AI research team
- Brought to market through substantial contributions to global standards
- The result: new innovation in products, services and networks worldwide
- With our contributions protected by one of largest patent portfolios in the world related to wireless and video technologies

© 2019 InterDigital, Inc. All Rights Reserved.

InterDigital Research & Innovation

A world-class R&D lab that drives InterDigital's technology development and is a respected participant in international standards & industry activities

5G

Video Technology



In Our Labs

- 5G & Beyond Cellular Standards
- Mobile Edge Computing
- Spectrum Sharing & Unlicensed Spectrum

- Advanced Video Standards & Platforms
- Immersive and Volumetric Video
- Artificial Intelligence / Machine Learning

- IoT Standards & Platforms
- Intelligent & Autonomous Vehicles
- Drones / UAVs / Robotics

© 2019 InterDigital, Inc. All Rights Reserved.

2019: A Global Footprint

- California
- New York
- Pennsylvania
- Montreal
- Berlin
- Brussels
- Delaware
- Washington, D.C.
- London
- Shanghai
- New Jersey
- Paris
- Indiana
- Rennes



© 2019 InterDigital, Inc. All Rights Reserved.



Contributing Technology Worldwide on Two Major Fronts

Unquestioned research leadership

in wireless…

~5,000
contributions to 3GPP & IETF
in past 20 years

~100
technical papers & presentations submitted to peer-reviewed conferences & publications in 2017 alone

$1B+
invested in R&D since 2000

>180 engineers,
80% with advanced degrees, from all over the world

and video

>50/yr
journal and conference papers published

>100/yr
contributions to standards bodies

25+ years
of experience in video compression solutions

© 2019 InterDigital, Inc. All Rights Reserved.

A Recent History of 5G Innovation

2014

World's 1st WiGig-based mesh backhaul technology unveiled

2016

World's 1st long-term demo of integrated fronthaul/ backhaul

2016

World's 1st successful trial of IP-over-ICN-over-SDN demo

2017

Invited by GSMA to present on mainstage at MWC, alongside Intel and Ericsson

2017

World's 1st successful mobile edge computing 5G network architecture trial

2018

World's 1st demonstration of service-based 5G control plane

Demonstration of new service framework that will enable operators to move to a cloud-native deployment of mobile networks







© 2019 InterDigital, Inc. All Rights Reserved.

Consistent Leadership in Major Cellular Standards

In studies by third-party analysts we're aware of since 2012 that have evaluated the share of patents and applications that are likely essential to **3G** and/or **4G** standards...



InterDigital appeared in the **top 4** among patent holders **more than 70%** of the time – among the **highest percentage** of any company



InterDigital's share of likely 4G SEPs **ranges from 7% – 10%,**

and averages **more than 8%** across these studies,





with InterDigital's LTE portfolio ranked between the **third and fifth strongest** in the industry.



InterDigital's share of likely 3G SEPs **averages close to 10%,**



and our 3G SEP portfolio was ranked as either the **second or third strongest among all industry participants.**

InterDigital did not fund any of these studies. InterDigital does not endorse any particular study or the methodology used by any of these studies, nor does InterDigital endorse a patent counting approach to determining the value of its portfolio and does not subscribe to the idea that all SEPs have an equal value.

© 2019 InterDigital, Inc. All Rights Reserved.

Video Innovation Captured in Today's Standards… and Tomorrow's Solutions

With the acquisition of the Research & Innovation organization from global video and production services leader Technicolor, InterDigital is immediately a key player in light field and immersive technology, point cloud compression, VR and AR production technology, digital doubles, and video encoding/decoding… as well as the key standards in the industry.







© 2019 InterDigital, Inc. All Rights Reserved.

A Portfolio that Combines Depth and Breadth Across Technologies

IDCC

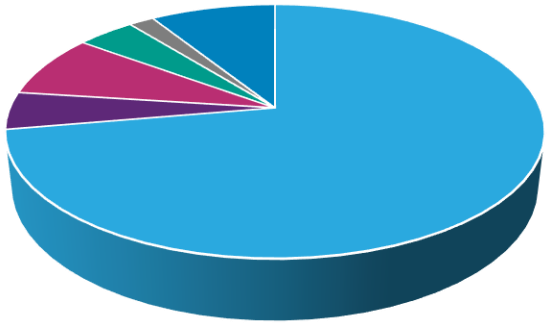

Acquired from TCH

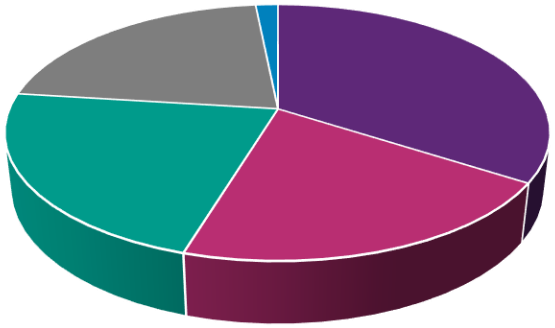

The InterDigital portfolio now brings together **>34,000 patent assets** that show enormous strength in key wireless and video technologies but also broad diversity across the entire gamut of technology needs.

- **Cellular (incl. 3G, 4G, and 5G)**
- **Video**
- **Apps & Services**
- **Device Hardware/Software**
- **Networking**
- **WiFi**

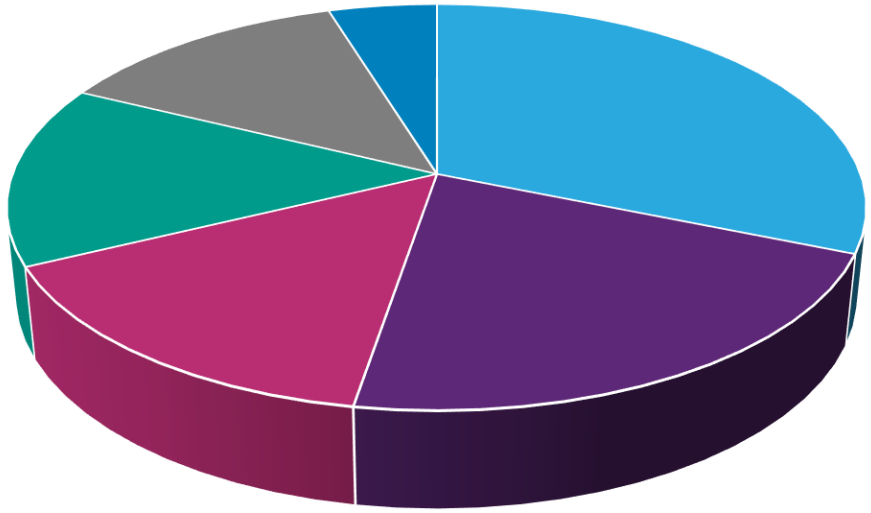

Data as of 12/31/18

© 2019 InterDigital, Inc. All Rights Reserved.

With the expansion into video technologies, InterDigital joins a select group with major standards positions in both wireless and video – perfectly aligned with converged wireless/video devices

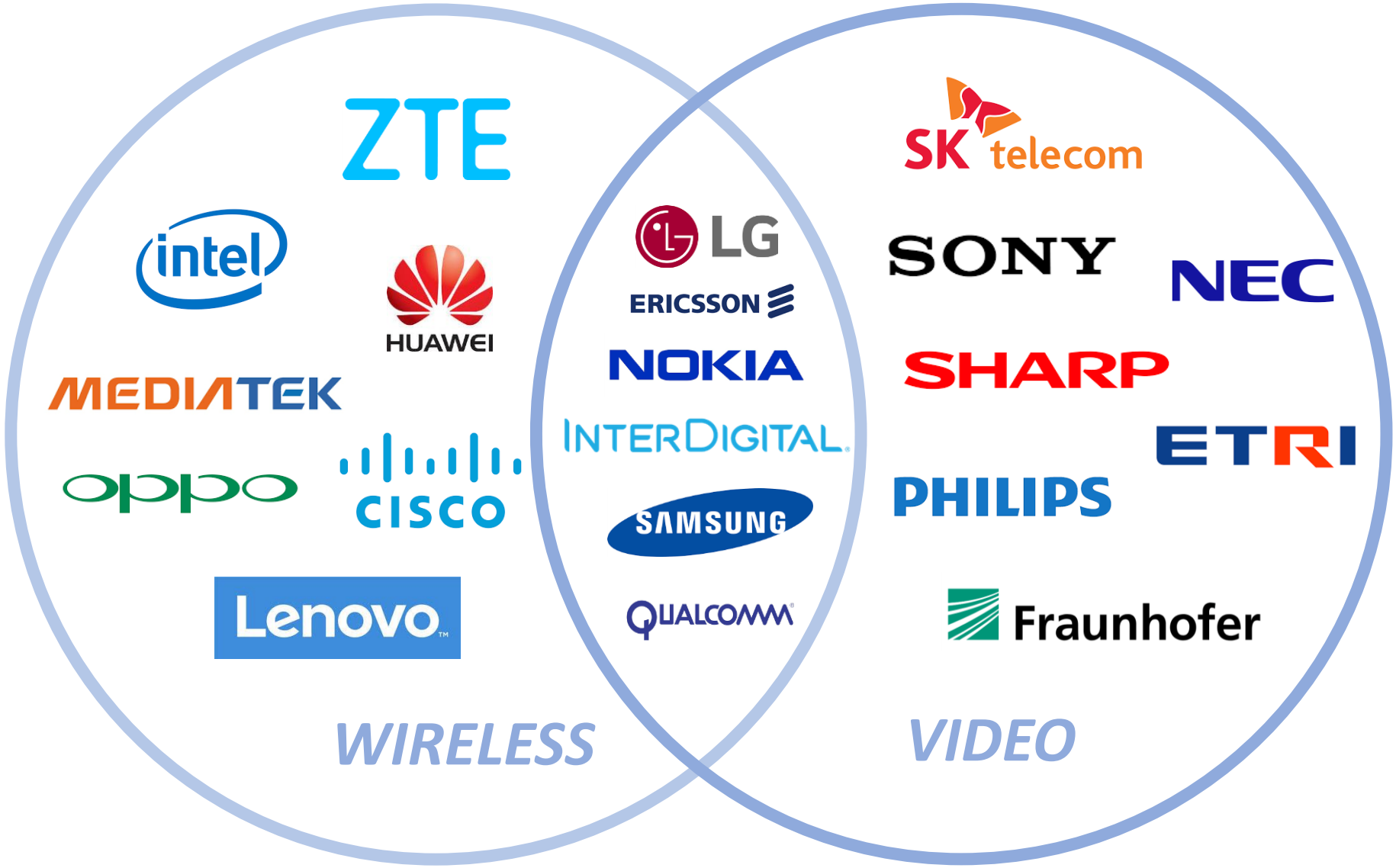

© 2019 InterDigital, Inc. All Rights Reserved.

Two Tech Footprints, Driving Three Interconnected Licensing Opportunities

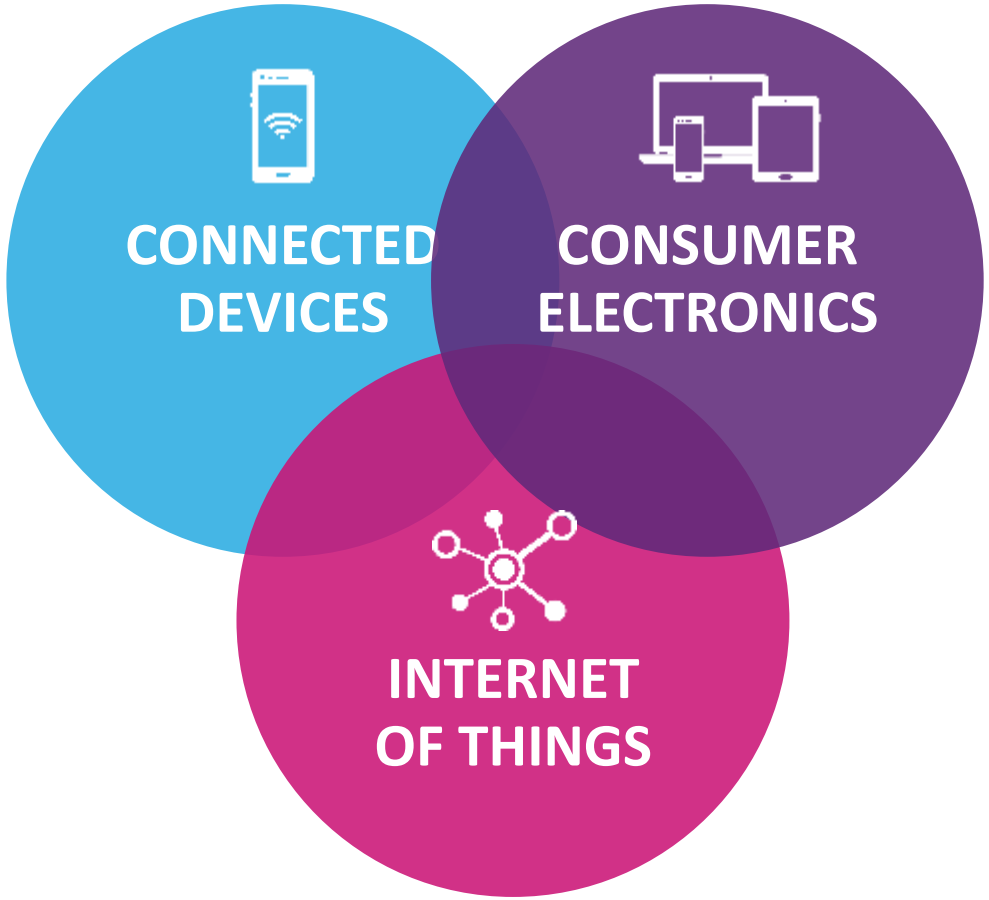

© 2019 InterDigital, Inc. All Rights Reserved.

Revenue Base Built on a Broad Range of Customer Relationships

Currently license

9 of the top 20

smartphone brands worldwide



Including the

TOP 2 VENDORS

~$0.6B

OF CONTRACTED CASH RECEIPTS THROUGH 2022

not including additional licenses or per-unit payments



of the 60+ licenses & amendments we've signed in the past 10 years were achieved through bilateral negotiation alone

© 2019 InterDigital, Inc. All Rights Reserved.

Wearables and 5G Penetration Drive New Volume



1980s	1990s	2000s	2010s	2020s
Analog Phone	Digital Phone With text messaging	Digital calls, messaging + data, 3.5 G with mobile broadband	All IP-based mobile broadband	

Historically each generation of air interface technology has unlocked new user experiences on mobile. 5G will enable enhanced mobile broadband across multiple devices and platforms

2018/19

Consumer CPE

Fixed wireless access an early US use case based on operator activity

Late 2019

Handsets/Tablets

5G units are not expected to be incremental to 4G

2019

IoT/M2M Modules

NB-IoT modules lead to higher shipment forecast

TBD

Automobile/ Telematics

Anticipating standards definition; current focus on LTE roadmap

TBD

Emerging Devices/ Wearables

Wearables – incl. watches, AR glasses – will likely drive growth

Source: ABI Research, IHS Markit

© 2019 InterDigital, Inc. All Rights Reserved.

Consumer Electronics:
With New Scale Comes New Opportunity



Vision

- TV Displays and Computer Display Monitors
- Set Top Boxes, Media Adaptors, Streamers
- Game Consoles
- Consumer PCs



Audio

- Wireless Speakers / Smart Assistants
- Soundbars
- Hi-Fi, AV Receivers, Loudspeakers
- Wireless headphones



IoT / Other

- Wearable Devices
- Imaging
  - Cameras / Camcorders
  - Drones
- Smart Home

~850M Device Shipments ✚ **~500M** Device Shipments ✚ **~750M+** Device Shipments

Markets totaling **$400B** with a history of licensing, that represent greenfield opportunities for InterDigital

2017 shipment data: ABI Research – Device Forecasts; Futuresource Worldwide Consumer Electronics Update, October 2018

© 2019 InterDigital, Inc. All Rights Reserved.

IoT Connectivity – An Expanding Market

Despite slower-than-expected start, IoT market expected to reach installed base of **>62B devices by 2022…**

with cellular technologies topping **7B devices** including:

- **585M** connected cars, **22% CAGR** *(2017-2022)*
- **345M** retail/supply chain devices, **44% CAGR** *(2017-2022)*
- **26M** smart buildings, **34% CAGR**(2017-2022)
- **>100M** smart home devices, **31% CAGR** *(2017-2022)*
- **>300M** devices in utilities/industrial IoT, **27% CAGR** *(2017-2022)*



Average **2017-2022 CAGR** of all cellular IoT markets outside mobile devices:

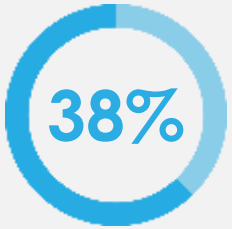

Data: ABI Research Internet of Everything Market Tracker, Q3 2018

© 2019 InterDigital, Inc. All Rights Reserved.

Growth Drivers that Build Logically Over Several Years

2018 Revenue of **$307.4M**



LTE CYCLE + VIDEO

Drive core smartphone recurring annual revenue base to **$500M+**

CONSUMER ELECTRONICS



Build licensing base in **~$400B** market

IoT



An installed base of **>62B** devices by 2022, of which **>10%** will be high-value devices using cellular, as well as IoT middleware

5G

5G

A new market paradigm, that expands cellular wireless beyond handsets into a broad variety of areas and use cases

© 2019 InterDigital, Inc. All Rights Reserved.

Continuing Our Practice of Returning Value to Shareholders

- Since July 1, 2018, we have bought back more than $270 million in shares, totaling 3.9 million shares
- We announced another $100 million increase to the authorization in May 2019
- As of 08/01/19, $97 million remained available under the authorization

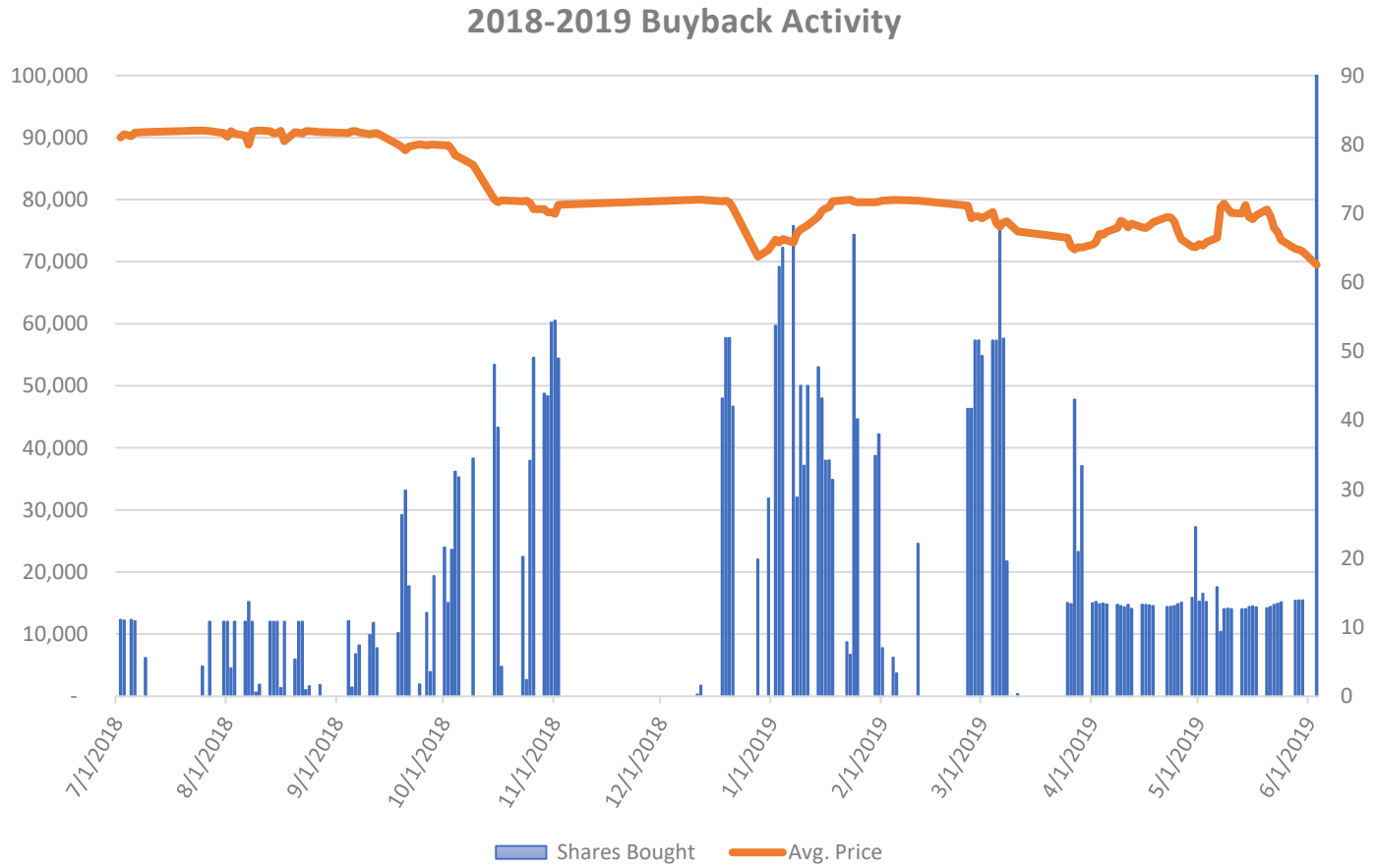

© 2019 InterDigital, Inc. All Rights Reserved.

CREATING THE LIVING NETWORK™ TOGETHER.



INTERDIGITAL®

© 2019 InterDigital, Inc. All Rights Reserved.