DELIVERING
CLEAN ENERGY
TO THE WORLD



1Q22 Financial Results

IR Presentation – 18th February 2022

*"**Together** Towards **Tomorrow**"*

NAKILAT ناقلات

© Copyright of this document vested in **Qatar Gas Transport Company Ltd. (NAKILAT)**. All rights reserved.

Forward Looking Statements & Disclaimer

All statements in this presentation (other than those of historical fact) contain reference to our future business and financial performance and future events or developments that may constitute forward-looking statements. These statements may be identified by words such as "expect," "look forward to," "anticipate" "intend," "plan," "believe," "seek," "estimate," "will," "project", "may", "forecast" or words of similar meaning. We may also make forward-looking statements in other reports, in presentations, in material delivered to shareholders and in press releases. In addition, our representatives may from time to time make oral forward-looking statements. Such statements are based on the current expectations and certain assumptions of NAKILATs' management, of which many are beyond NAKILATs' control. These are subject to several risks, uncertainties and factors that might cause future results and outcomes to differ including, but not limited to the following:

- general LNG shipping market conditions and trends, including spot and long-term charter rates, ship values, factors affecting supply and demand of LNG and LNG shipping, technological advancements
- and opportunities for the profitable operations of LNG carriers;
- fluctuations in spot and long-term charter hire rates and vessel values;
- changes in our operating expenses, including crew wages, maintenance, dry-docking and insurance costs and bunker prices;
- number of off-hire days and dry-docking requirements including our ability to complete scheduled dry-dockings on time and within budget;
- planned capital expenditures and availability of capital resources to fund capital expenditures;
- may no longer have the latest technology which may impact the rate at which we can charter such vessels;
- increased exposure to the spot market and fluctuations in spot charter rates;
- fluctuations in prices for crude oil, petroleum products and natural gas, including LNG;
- changes in the ownership of our charterers;
- our customers' performance of their obligations under our time charters and other contracts;
- our future operating performance and expenses, financial condition, liquidity and cash available for dividends and distributions;
- our ability to obtain financing to fund capital expenditures, acquisitions and other corporate activities, funding by banks of their financial commitments, and our ability to meet our restrictive covenants
- future, pending or recent acquisitions of or orders for ships or other assets, business strategy, areas of possible expansion and expected capital spending;
- the time that it may take to construct and deliver new buildings and the useful lives of our ships;
- fluctuations in currencies and interest rates;
- the expected cost of and our ability to comply with environmental and regulatory conditions, including changes in laws and regulations or actions taken by regulatory authorities, governmental
- organizations, classification societies and standards imposed by our charterers applicable to our business;
- risks inherent in ship operation, including the risk of accidents, collisions and the discharge of pollutants;
- our ability to retain key employees and the availability of skilled labor, ship crews and management;
- potential disruption of shipping routes due to accidents, political events, piracy or acts by terrorists;
- potential liability from future litigation;
- any malfunction or disruption of information technology systems and networks that our operations rely on or any impact of a possible cybersecurity breach

Should one or more of these risk factors or uncertainties materialize or should underlying expectations not occur or assumptions prove incorrect, actual results, performance or achievements of NAKILAT may (negatively or positively) vary materially from those described explicitly or implicitly in the relevant forward-looking statement. NAKILAT neither intends, nor assumes any obligation, to update or revise these forward-looking statements in light of developments which differ from those anticipated except if required by law. Accordingly, you should not unduly rely of any forward-looking statements. NAKILAT makes no representation or warranty, expressed or implied, with respect to any forecast, projection or predictive statements in this presentation.

This presentation has been prepared is the English language. In case of discrepancies if translated, the English language document is the sole authoritative and universally valid version.

© Copyright of this document vested in **Qatar Gas Transport Company Ltd. (NAKILAT)**. All rights reserved.

NAKILAT ناقلات

Table of Contents

- Glossary 4
- Nakilat's Fleet 5
- 1Q22 Financial Highlights 7
- 1Q22 Income Statement Highlights 8
- 1Q22 Balance Sheet Highlights 9
- Net Borrowing (1Q22) 10
- LNG Shipping Market Update (1Q22) 11-13
- Business Outlook 15
- 1Q22 Earnings Results – Summary 17
- Q & A 18



© Copyright of this document vested in **Qatar Gas Transport Company Ltd. (NAKILAT)**. All rights reserved.

Glossary

LNGC
Liquefied Natural Gas Carrier

Charter Free
Vessel which is not attached with charter party

Steam
Steam Turbine Propulsion System)

BoG
Boil-off Gas

HHI
Hyundai Heavy Industries

FSRU
Floating Storage Regasification Unit

DFDE
Dual Fuel Diesel Electric Propulsion System

MEGI
M-type, Electronically Controlled, Gas Injection

DSME
Daewoo Shipbuilding & Marine Engineering



© Copyright of this document vested in **Qatar Gas Transport Company Ltd. (NAKILAT)**. All rights reserved.

Nakilat's Fleet

Wholly & Jointly-Owned Fleet

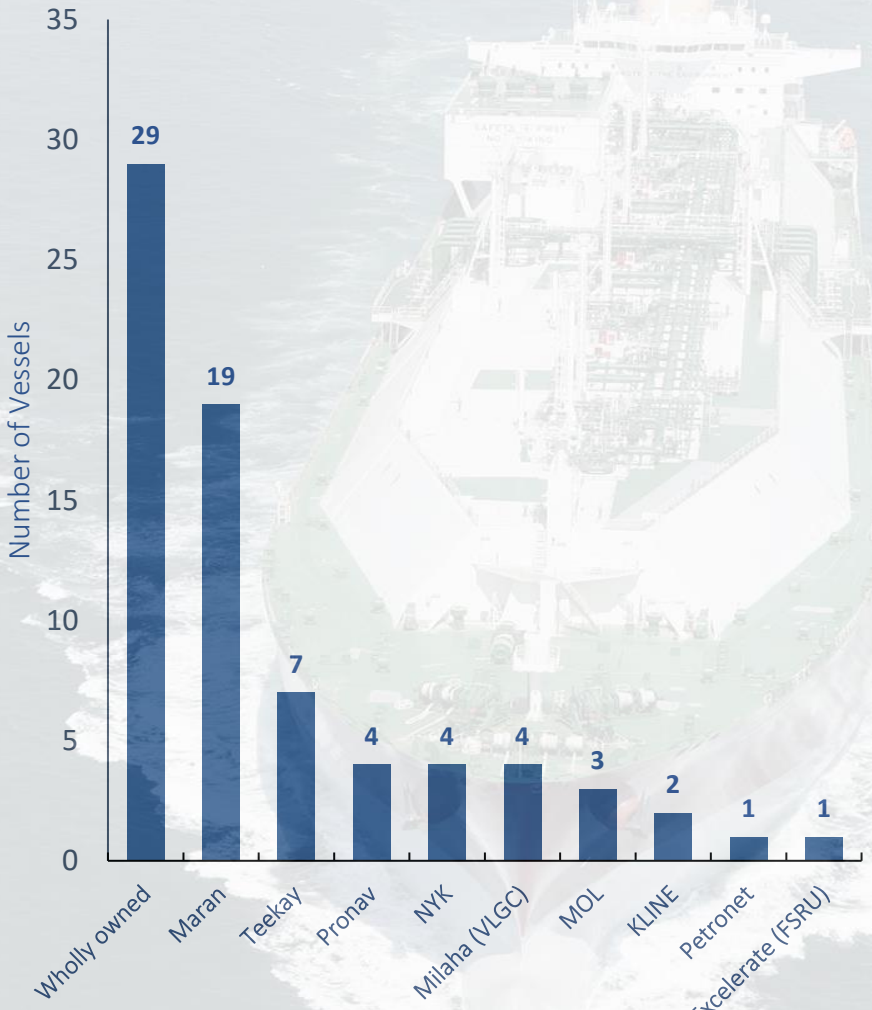

Vessels' Type / Propulsion

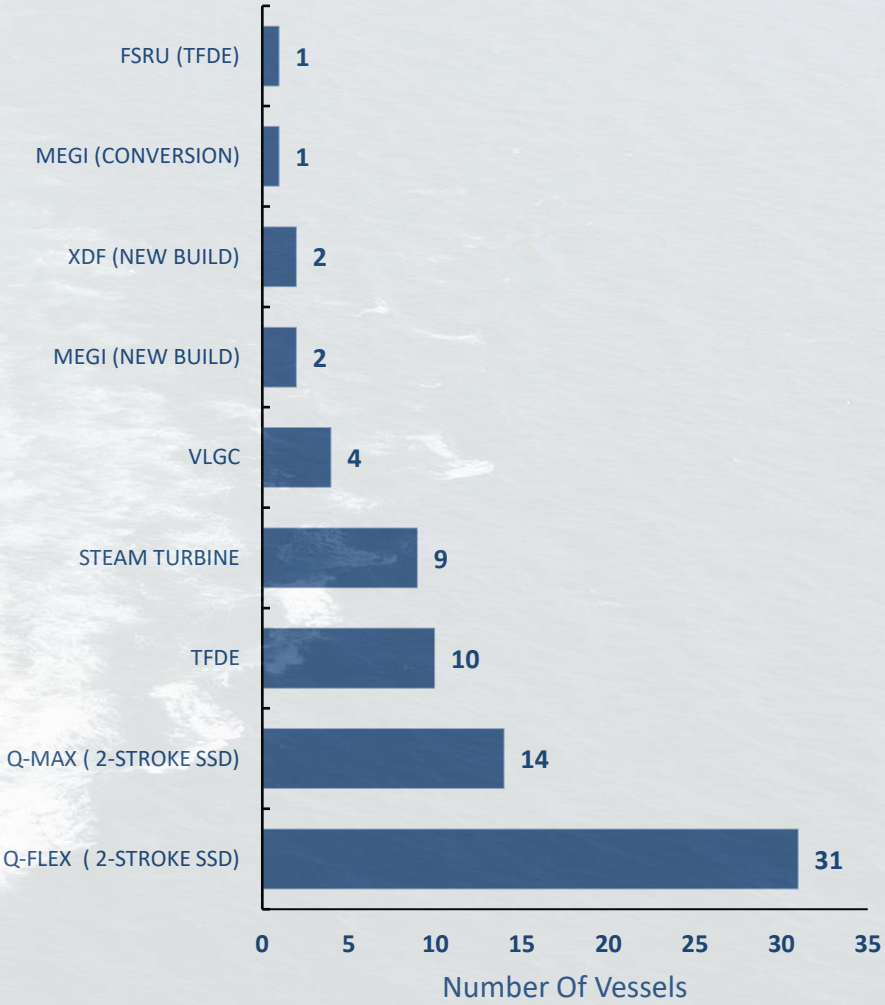

© Copyright of this document vested in **Qatar Gas Transport Company Ltd. (NAKILAT)**. All rights reserved.

Profit: QAR 382M

Financial Results for 1Q-2022



© Copyright of this document vested in **Qatar Gas Transport Company Ltd. (NAKILAT)**. All rights reserved.

NAKILAT ناقلات

Financial Highlights (1Q-2022)

QAR 1.06Bn	QAR 859M	QAR 382M	QAR 0.07	14.2%	0.96
Revenue	EBITDA(1)	Net Profit	EPS	RoE(2)	Current Ratio(3)

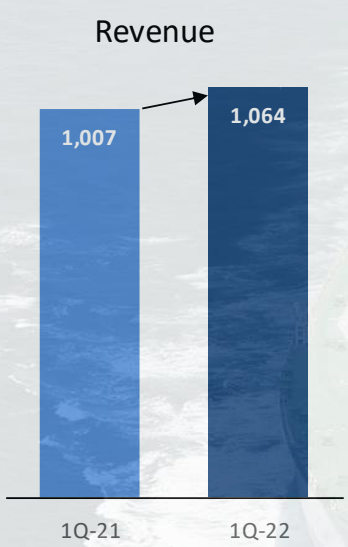





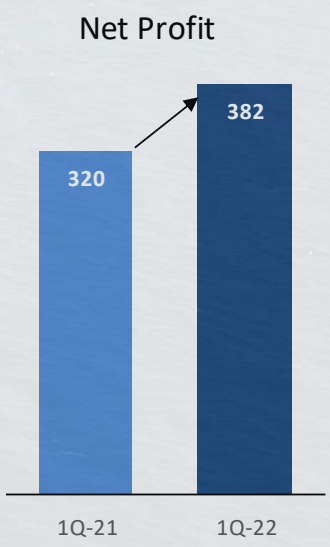

- ***Total revenue increased*** by 5.6% mainly due to higher results from Joint Ventures.
- ***Expenses lower*** by 0.7% mainly due to lower finance charges.
- ***EBITDA increased*** by 7% due to increase in revenues.
- ***Net Profit increase of*** 19.3% was driven by higher revenues and savings in finance charges.

(1) EBITDA is a non-IFRS financial measure and should not be used in isolation or as substitute for Nakilat's financial results presented in accordance with International Financial Reporting Standards ("IFRS")
(2) Annualized RoE
(3) Current liabilities for the period include debt balloon payment repayable within one year and planned to be refinanced in due course

© Copyright of this document vested in **Qatar Gas Transport Company Ltd. (NAKILAT)**. All rights reserved.
© Copyright of this document vested in **Qatar Gas Transport Company Ltd. (NAKILAT)**. All rights reserved.

NAKILAT ناقلات

Income Statement (1Q-2022)

Items (QAR - M)	1Q-22	1Q-21	YoY %
Revenue from operations	1,044	986	*5.9%*
Interest, dividend and other income	20	21	*-4.8%*
Total Revenue	**1,064**	**1,007**	***5.6%***
Operating costs	184	182	*1.1%*
G & A expenses	21	22	*-4.5%*
Amort. & Depr. of PPE	217	219	*-0.9%*
Finance charges	260	264	*-1.5%*
Total Expenses	**682**	**687**	***-0.7%***
Net profit for the period	**382**	**320**	***19.3%***

Highlights :

- ***Total Revenue increased by 5.6%*** *mainly due to higher results from Joint Ventures*
- ***Interest, dividend and other income decreased by 4.8%*** *mainly due to lower interest rates on term deposits and lower interest on loan to Joint Ventures, offset by higher dividends on investment securities.*
- ***Operating costs increased by 1.1%*** *in line with prior year level*
- ***General and administration expenses decreased by 4.5%*** *due to timing variation of costs and continuous improvements*
- ***Amort. & Depr. of PPE decreased by 0.9%*** *due to slight change in asset base*
- ***Finance charges decreased by 1.5%*** *as a result of scheduled repayment of loans*

© Copyright of this document vested in **Qatar Gas Transport Company Ltd. (NAKILAT)**. All rights reserved.

NAKILAT ناقلات

Balance Sheet (1Q-2022)

Items (QAR - M)	Mar-22	Dec-21	% Change
Property and equipment	22,055	22,266	*-0.9%*
Investment in joint venture companies	5,048	4,900	*3.0%*
Cash and bank balances	3,221	3,439	*-6.3%*
Trade and other receivables	1,774	1,542	*15.0%*
Equity investments	197	163	*20.9%*
Total Assets	**32,295**	**32,310**	***0.0%***
Borrowings	19,790	19,850	*-0.3%*
Equity after hedge reserve and before non-controlling interests	9,367	8,764	*6.9%*
Fair value of interest rate swaps	1,257	1,986	*-36.7%*
Accounts payable, accruals and other liabilities	1,873	1,702	*10.0%*
Non-controlling interests	8	8	*0.0%*
Total Equity & Liabilities	**32,295**	**32,310**	***0.0%***

Highlights :

- ***Investment in joint venture companies increased by 3%*** *due to higher share of JV's profits*
- ***Cash and bank balances decreased by 6.3%*** *mainly due to cash generated by operations offset by dividend paid to shareholders.*
- ***Trade and other receivables increased by 15%*** *mainly due to higher advances to joint ventures.*
- ***Equity investments increased by 20.9%*** *due to higher market prices of shares held for investment.*
- ***Fair value of interest rate swaps decreased by 36.7%*** *due to decrease in notional amounts as a result of loan repayments and decrease in mark to market due to the increase in the interest variable rates.*
- ***Accounts payable, accruals and other liabilities increased by 10%*** *mainly due to loan interest accruals.*

© Copyright of this document vested in **Qatar Gas Transport Company Ltd. (NAKILAT)**. All rights reserved.

NAKILAT ناقلات

Net Borrowings (QAR in Billions)

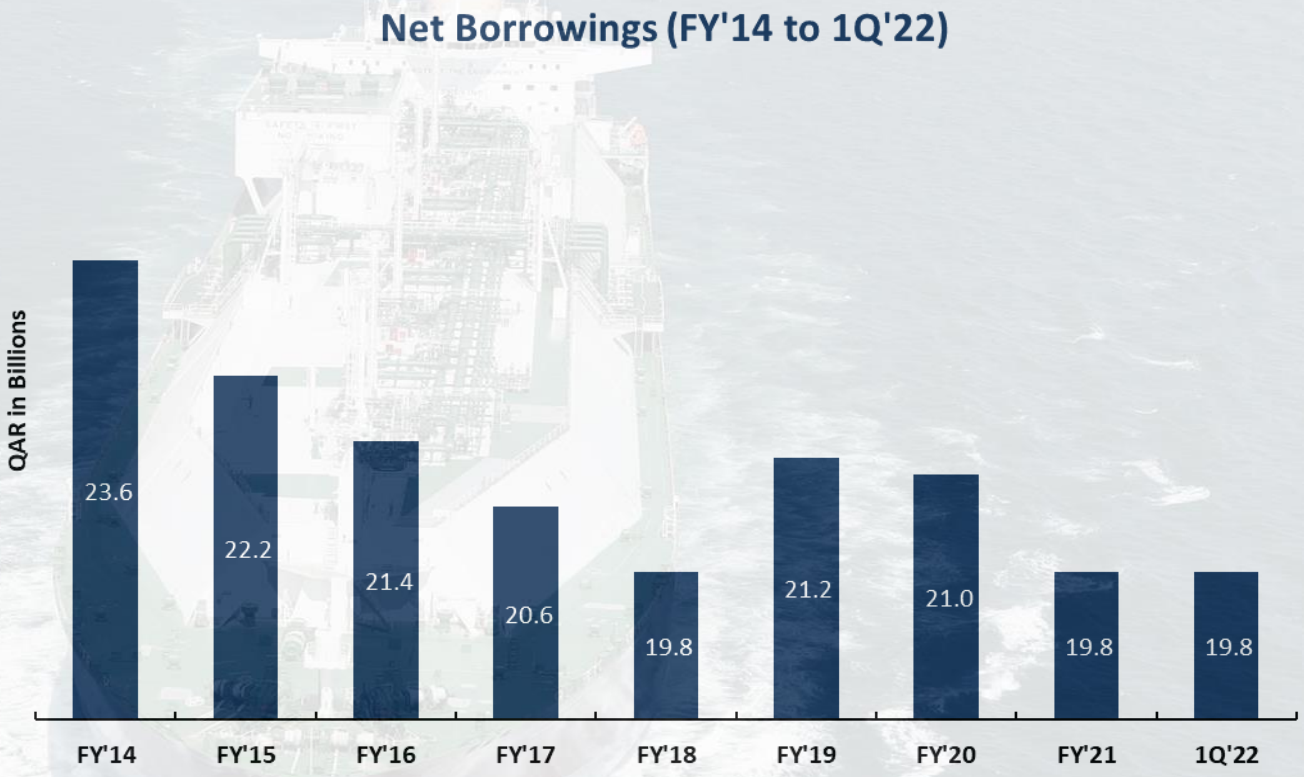

© Copyright of this document vested in **Qatar Gas Transport Company Ltd. (NAKILAT)**. All rights reserved.

NAKILAT ناقلات

LNG SHIPPING OVERVIEW



© Copyright of this document vested in **Qatar Gas Transport Company Ltd. (NAKILAT)**. All rights reserved.

NAKILAT ناقلات

1Q22 - LNG Shipping Market Update

Multi-Month (3-6) LNG Shipping Rates 12 Months

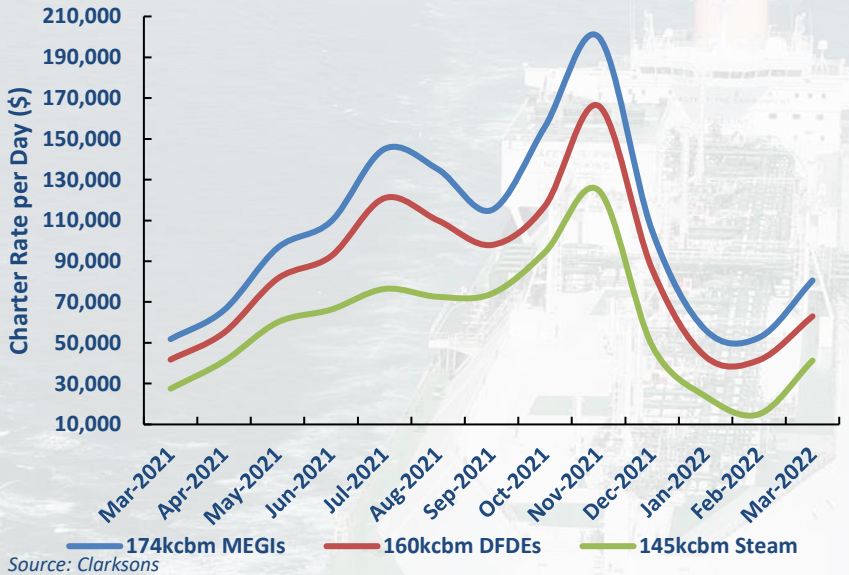

Source: Clarksons

Spot Rates (MEGI Vs DFDEs Vs Steam) 2021 - 2022

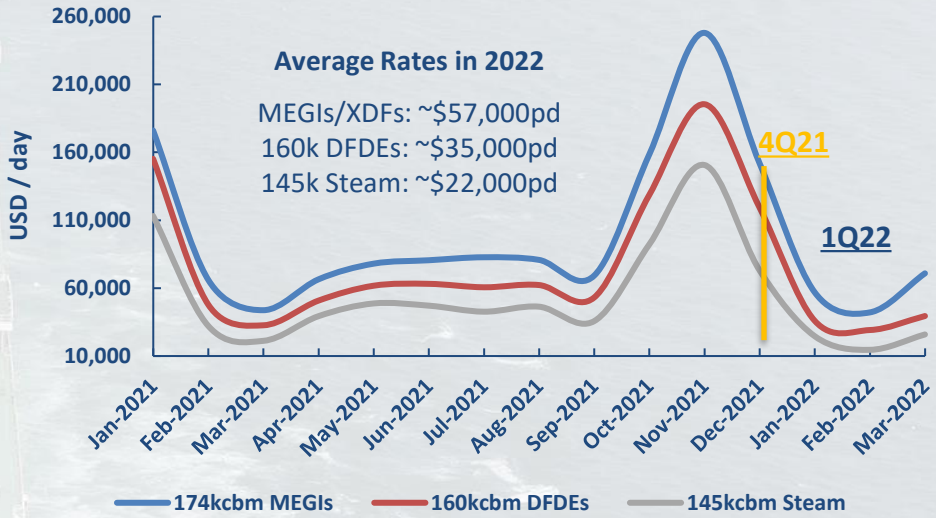

Source: Clarksons

1 Year Time-Charter Rate in 2017 - 2022

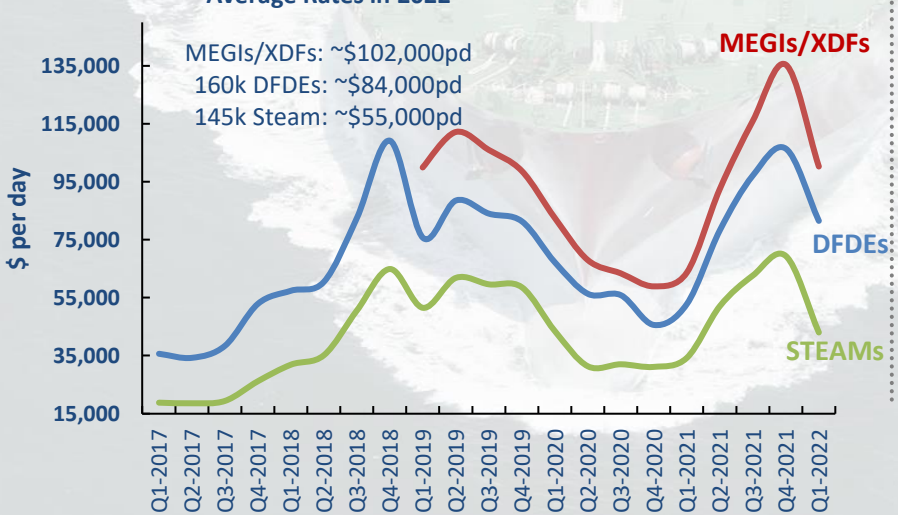

Source: Clarksons

Spot LNG Shipping Market Rates

Average DFDEs Day Rates

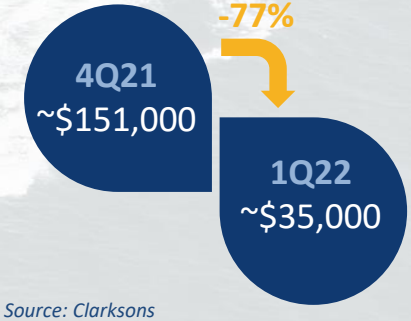

Source: Clarksons

Average MEGIs Day Rates

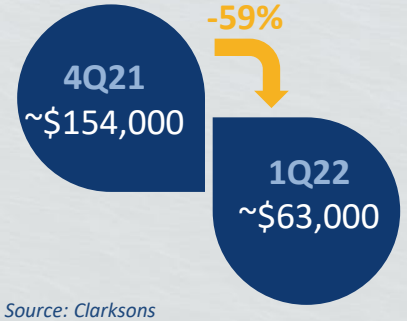

Source: Clarksons

© Copyright of this document vested in **Qatar Gas Transport Company Ltd. (NAKILAT)**. All rights reserved.

1Q22 - LNG Shipping Supply – LNGC Newbuild Price

Development of Global LNG Carriers Fleet* (2018 - 2025e)

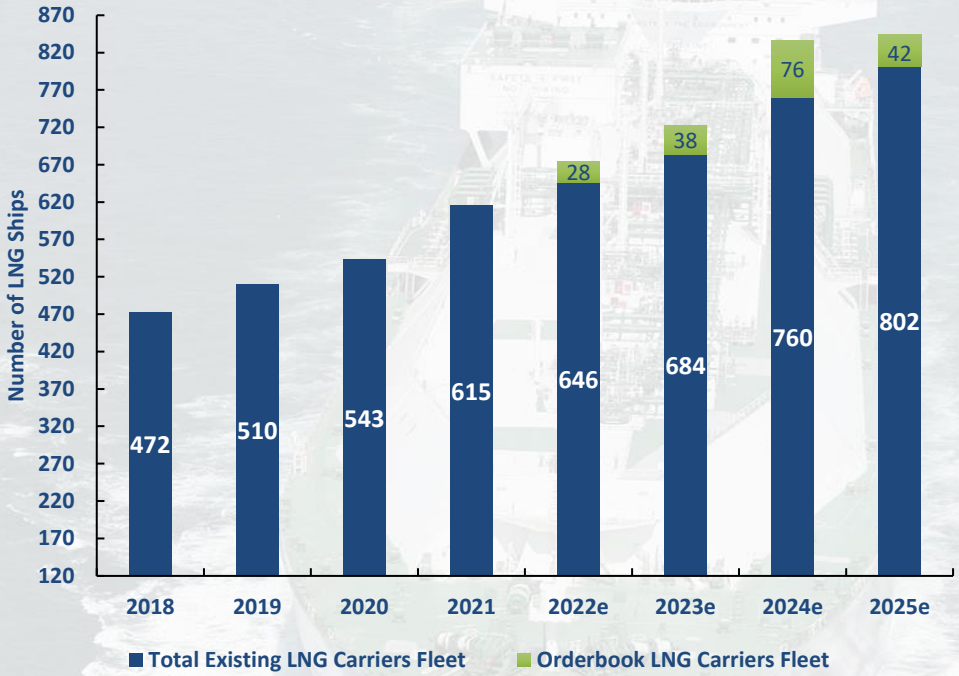

Source: Clarksons

Historic LNGC Newbuild Price 2006 - 2022

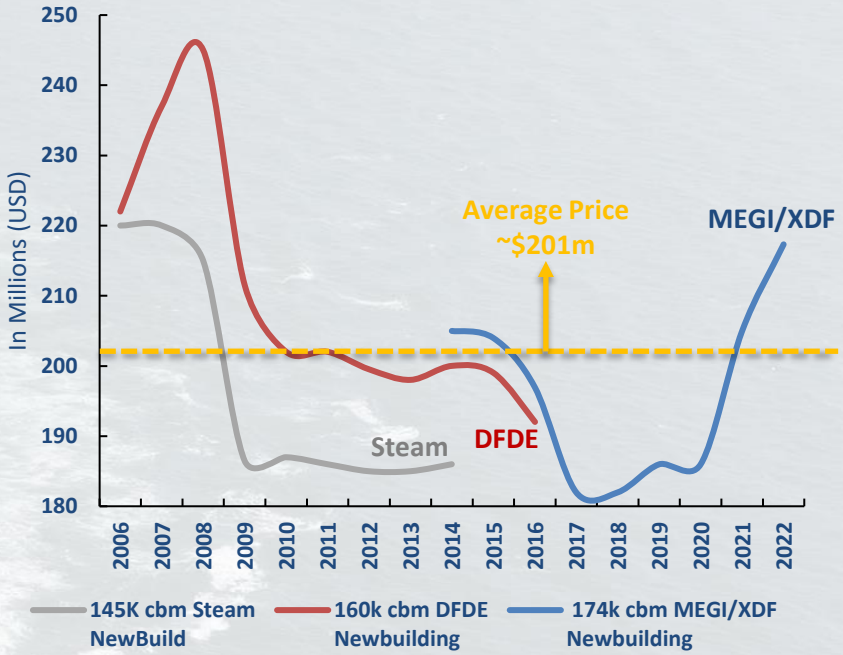

Source: Clarksons

***Note:** *As of 1Q22, World live LNG fleet (excl. vessels <125,000cbm, FSRUs, FSUs, and FLNG, no assumption for scrapping, or LNGC conversion to FSRUs)*

© Copyright of this document vested in **Qatar Gas Transport Company Ltd. (NAKILAT)**. All rights reserved.

BUSINESS OVERVIEW



© Copyright of this document vested in **Qatar Gas Transport Company Ltd. (NAKILAT)**. All rights reserved.

NAKILAT ناقلات

Nakilat's Business Outlook



LNG Shipping Fleet

The 4 newbuild LNG Carriers have been fixed on term contracts with international world-class charterers.

All of the 4 newbuild LNG vessels are commercially and technically managed by Nakilat.



Shipyard & Marine Services

The shipyard has a strategic importance for Nakilat. Shipyard has faced a tough couple of years given the Covid-19 pandemic which has postponed projects.

In 2022, we see a more positive momentum for shipyard segment as the conditions of Covid-19 are normalized.



Market Fundamentals

According to Drewry, LNG trade increased by ~6.5% in 2021. Drewry expects LNG trade to grow at a CARG of 4.6% from 2021 to 2026 because of decarbonization goals and higher use of LNG for power generation and industrial consumption. This positive LNG trade increase will also benefit LNG shipping fundamentals.



Portfolio Growth

Nakilat continues to pursue attractive LNG shipping business opportunities worldwide in order to expand its current asset portfolio.

© Copyright of this document vested in **Qatar Gas Transport Company Ltd. (NAKILAT)**. All rights reserved.

NAKILAT ناقلات

1Q22 - Earnings Results - Summary



© Copyright of this document vested in **Qatar Gas Transport Company Ltd. (NAKILAT)**. All rights reserved.

Summary

Global leader for energy transportation

Maximize shareholder return

Priority for safety & environment

1Q22 Earnings Results:

- Stellar profitability results (+19.3% YoY), momentum continues
- As of 1Q22, Covid-19 did not have any major negative financial impact on Nakilat's quarterly financial performance
- Nakilat's defensive and solid business model provides the flexibility to navigate sustainably through volatile markets
- Nakilat's EBITDA reached QAR 859 millions
- LTIF* Yearly Data: (0.00 Nakilat in Feb'22 Vs 0.41 Industrial Average 2021)

© Copyright of this document vested in **Qatar Gas Transport Company Ltd. (NAKILAT)**. All rights reserved.

*Note: Lost Time Incident Frequency Rate

NAKILAT ناقلات



Q&A

© Copyright of this document vested in **Qatar Gas Transport Company Ltd. (NAKILAT)**. All rights reserved.

NAKILAT ناقلات

Any Further Investor Questions?

For Investor Relations inquiries please contact:

Fotios Zeritis, MBA, FICS, CIR – **Head of Investor Relations**

fzeritis@nakilat.com or Direct: +974 4496 8911



© Copyright of this document vested in **Qatar Gas Transport Company Ltd. (NAKILAT)**. All rights reserved.

Thank You

Qatar Gas Transport Company Ltd. (Nakilat)
Head Office: Al Shoumoukh Tower (B)
P.O. Box: 22271 ،Doha ،Qatar | **C.R.No.:** 28566
Office: +974 4499 8111
Fax: +974 4448 3111
www.nakilat.com